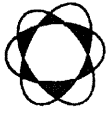




ภาคผนวก จ

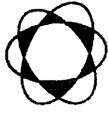
เอกสารสอบเทียบเครื่องมือที่ใช้ในการตรวจวิเคราะห์



Thai Environmental Technic Limited
บริษัท เทคโนโลยีสิ่งแวดล้อมไทย จำกัด

ตารางการสอบเทียบเครื่องมือที่ใช้ในการตรวจวัดและวิเคราะห์

Item	Description	Parameter	List of Equipment	Equipment No.	Calibration	Next Calibration
1.	Water	pH	pH Meter/Horiba	S/N B06D0012	11/07/2022	July 2023
		Temperature	pH Meter (Temperature)/Horiba	S/N B06D0012	11/07/2022	July 2023
		Turbidity	Turbidity Meter/EUTECH TN-100	S/N 2655003	31/10/2022	October 2023
		Color	SPECTROPHOTOMETER/Spectroquant Prove 100	S/N 1618111041	06/05/2022	May 2023
		DO	DO Meter/HORIBA	S/N D75J0013	14/01/2023	January 2024
		BOD	BOD Incubator	ID/N TET.LAB.BOD 05	11/03/2023	April 2024
		SS	Electronic Balance/METTLER TOLEDO	S/N 1116392227	22/04/2022	April 2023
		TSS, TDS	Electronic Balance/METTLER TOLEDO	S/N 1116392227	11/03/2023	April 2024
		Oil & Grease	Electronic Balance/METTLER TOLEDO	S/N 1116392227	11/03/2023	April 2024
		NO ₃ -N, SO ₄ ²⁻	Spectrophotometer/PerkinElmer	S/N 365K9042909	01/11/2022	November 2023
		Cyanide	Spectrophotometer/PerkinElmer	S/N 365K9042909	01/11/2022	November 2023
		Cr ⁶⁺	Spectrophotometer/PerkinElmer	S/N 365K9042909	01/11/2022	November 2023
		Formaldehyde	Spectrophotometer/PerkinElmer	S/N 365K9042909	01/11/2022	November 2023
		Sulfide	Spectrophotometer/PerkinElmer	S/N 365K9042909	01/11/2022	November 2023
		Phenol	Spectrophotometer/PerkinElmer	S/N 365K9042909	01/11/2022	November 2023
		Pb	Atomic Absorption Spectrophotometer Model/AAAnalyst 600 (Graphite)	S/N 600S5070101	20/01/2023	July 2023
		Cd, Ni	Atomic Absorption Spectrophotometer Model/AAAnalyst 600 (Graphite)	S/N 600S5070101	20/01/2023	July 2023
		Ag, Al, Ba, Sn	ICP394/PerkinElmer/OPTIMA8000	S/N 078N1310024C	03/04/2023	October 2023
		Cu, Mn, Zn, Fe	ICP394/PerkinElmer/OPTIMA8000	S/N 078N1310024C	03/04/2023	October 2023
		Cr ³⁺	ICP394/PerkinElmer/OPTIMA8000	S/N 078N1310024C	03/04/2023	October 2023
		As, Se, Total Hg, Hg	Spectrophotometer/PerkinElmer Atomic Absorption Spectrophotometer Model/AAAnalyst 100	S/N 365K9042909	01/11/2022	November 2023
		Ag	ICP394/PerkinElmer/OPTIMA8000	S/N 040S0110503	30/03/2023	September 2023
			Atomic Absorption Spectrophotometer Model/AAAnalyst 100	S/N 078N1310024C	03/04/2023	October 2023
			Atomic Absorption Spectrophotometer Model/AAAnalyst 100	S/N 040S0110503	30/03/2023	September 2023
		Fecal Coliform Bacteria	Incubator Model INE 500	E.505.1143	10/04/2023	April 2024
		Total Coliform Bacteria	Incubator Model INE 500	E.505.0595	10/04/2023	April 2024
		E. Coli	Incubator Model INE 500	E.505.1143	10/04/2023	April 2024
		Pesticides	Gas Chromatograph/GC7890B	S/N CN16343040	26/09/2022	September 2023



Thai Environmental Technic Limited
บริษัท เทคโนโลยีสิ่งแวดล้อมไทย จำกัด

ตารางการสอบเทียบเครื่องมือที่ใช้ในการตรวจวัดและวิเคราะห์ (ต่อ)

Item	Description	Parameter	List of Equipment	Equipment No.	Calibration	Next Calibration
2.	Sludge	pH Cr ⁶⁺ Cd	pH Meter/Horiba	S/N B06D0012	11/07/2022	July 2023
			Spectrophotometer/PerkinElmer	S/N 365K9042909	01/11/2022	November 2023
			Atomic Absorption Spectrophotometer	S/N 600S5070101	20/01/2023	July 2023
			Model/AAAnalyst 600 (Graphite)			
		Ag, Hg, Se, As	Atomic Absorption Spectrophotometer	S/N 040S0110503	30/03/2023	September 2023
			Model/AAAnalyst 100			
			ICP394/PerkinElmer/OPTIMA8000	S/N 078N1310024C	03/04/2023	October 2023
			Atomic Absorption Spectrophotometer	S/N 040S0110503	30/03/2023	September 2023
		Cu, Mn, Ni, Pb, Zn	Model/AAAnalyst 100	S/N 040S0110503	30/03/2023	September 2023
			Atomic Absorption Spectrophotometer	S/N 040S0110503	30/03/2023	September 2023
3.	Soil	pH Cr ⁶⁺ Cd	Atomic Absorption Spectrophotometer	S/N 040S0110503	30/03/2023	September 2023
			Model/AAAnalyst 100			
			pH Meter/Horiba	S/N B06D0012	11/07/2022	July 2023
			Spectrophotometer/PerkinElmer	S/N 365K9042909	01/11/2022	November 2023
		Cr ³⁺	Atomic Absorption Spectrophotometer	S/N 600S5070101	20/01/2023	July 2023
			Model/AAAnalyst 600 (Graphite)			
			Spectrophotometer/PerkinElmer	S/N 365K9042909	01/11/2022	November 2023
			Atomic Absorption Spectrophotometer	S/N 040S0110503	30/03/2023	September 2023
		As, Hg, Se, Ag	Model/AAAnalyst 100	S/N 040S0110503	30/03/2023	September 2023
			Atomic Absorption Spectrophotometer	S/N 040S0110503	30/03/2023	September 2023
4.	Sound Level	Al, Ba Cu, Mn, Ni, Pb, Zn	Model/AAAnalyst 100	S/N 078N1310024C	03/04/2023	October 2023
			ICP394/PerkinElmer/OPTIMA8000	S/N 040S0110503	30/03/2023	September 2023
			Atomic Absorption Spectrophotometer	S/N 040S0110503	30/03/2023	September 2023
			Model/AAAnalyst 100	S/N 040S0110503	30/03/2023	September 2023
		Total Iron	Atomic Absorption Spectrophotometer	S/N 040S0110503	30/03/2023	September 2023
			Model/AAAnalyst 100			
			Spectrophotometer/PerkinElmer	S/N 365K9042909	01/11/2022	November 2023
			Atomic Absorption Spectrophotometer	S/N 600S5070101	20/01/2023	July 2023
		CN ⁻	Model/AAAnalyst 100	S/N 040S0110503	30/03/2023	September 2023
			Spectrophotometer/PerkinElmer	S/N 365K9042909	01/11/2022	November 2023
		Leq 24 hr & เสียงรบกวน	Sound Level Calibrator/TENMAPS TM-100	S/N 181203570	16/01/2022	January 2024
			Integrated Sound Level/SCARLET ST-11D	S/N 820396	23/03/2023	30/04/2023
			Integrated Sound Level/SCARLET ST-11D	S/N 820391	23/03/2023	30/04/2023
			Integrated Sound Level/SCARLET ST-11D	S/N 820392	23/03/2023	30/04/2023



TECHNOLOGY PROMOTION ASSOCIATION (THAILAND-JAPAN)
CORPORATE SERVICES 3: EQUIPMENT CALIBRATION AND TESTING SERVICES
534/4 PATTANAKARN ROAD SOI 18, SUANLUANG, SUANLUANG BANGKOK 10250
TEL. 0-2717-3000-27 FAX. 0-2719-9484



Cert.No.: 22CHO410

Page.: 1 of 2

Certificate of Calibration

Equipment : pH Meter
Manufacturer : Horiba
Model : LAQUA-PH1300
Serial No. : B06D0012
ID No. : -
Condition As-Received: Used Item
Received Date : 11 July 2022
Calibration Date : 11 July 2022
Reference : 2207-0243OC-7
Submitted by : Thai Environmental Technic Limited
1/6 Soi Ramkhamhaeng 145
Khwaeng/Khet Saphan Sung,
Bangkok 10240
Calibration Place : Laboratory (Thai Environment Technic Limited)
Ambient Temperature : (25.2 - 25.4) °C
Relative Humidity : (50.8 - 51.3) %
Calibration Procedure : In - house method :
- CP-OCH2 by direct measurement with standard
voltage calibrator and direct measurement
with certified reference material (CRM)

Calibrated by : Krisda Malee

Approved by :

Malee

Approved Signatory

(☒) Malee Butkruea
(☐) Saithip Meangmai

Issue Date : 19 July 2022

The Uncertainties are for a confidence probability of approximately 95%

This certificate may not be reproduced other than in full, except with the prior written
Approval of the head of Corporate Services 3 : Equipment Calibration and Testing Services.

A 0042417



Cert. No.: 22CHO410

Page.: 2 of 2

Condition of this calibration result

1. Reference Standard Instrument :-

<u>Instrument</u>	<u>Serial No.</u>	<u>ID No.</u>	<u>Cert. No.</u>	<u>Due Date</u>
1) Document Process Calibrator	46530031	130RC098	21E3245	07 Oct 2022
2) Digital Thermometer	-	130RC112	21T2118	16 Nov 2022

This certification is traceable to the International System of Unit maintained at:-

- Traceable to National Institute of Metrology (Thailand), NIMT

2. Certified Reference Materials : The measurement results are traceable to SI through CPA chem Ltd.,
ANSI-ASQ National Accreditation Board, Accredited No. AR-1835

<u>Buffer Solution</u>	<u>Manufacturer</u>	<u>Lot No.</u>	<u>Exp. date</u>
pH 1.681	CPA chem	754027	28 Jun 2023
pH 4.008	CPA chem	794120	14 Feb 2024
pH 6.866	CPA chem	754029	28 Jun 2023
pH 9.181	CPA chem	766823	04 Sep 2022
*pH 12.44	Hach Lenge GmbH	C02796	15 Dec 2022

3. This certificate is valid only to the item calibrated on date and place of calibration.

Calibration Results**Function : mV Measurement**

Performing standard curve by Fluke at pH (1.68,4,7,10)

<u>Unit Under Calibration</u>	<u>Nominal Value</u>	<u>Standard Voltage Input</u>	<u>Actual Reading</u>		<u>Uncertainty of Measurement (±mV)</u>	<u>Coverage factor k</u>
	<u>pH</u>	<u>mV</u>	<u>mV</u>	<u>pH</u>		
pH Meter S/N.: B06D0012	1.680	314.73	314.7	1.694	0.058	2.00
	4.000	177.48	177.5	4.008	0.058	2.00
	6.860	8.28	8.3	6.860	0.058	2.00
	7.000	0.0	0.0	7.000	0.058	2.00
	9.180	-128.97	-128.9	9.188	0.058	2.00
	10.000	-177.48	-177.4	10.011	0.058	2.00

Function : pH Measurement

Performing four buffers standard curve by using buffer nominal pH (1.68,4,7,9)

<u>Unit Under Calibration</u>	<u>Standard pH Buffer Solution</u>	<u>Actual pH Reading</u>	<u>Actual mV Reading (mV)</u>	<u>Uncertainty of pH measurement (±)</u>	<u>Coverage factor k</u>
pH Electrode S/N.: 9X9M0055	1.681	1.681	295.6	0.0050	2.00
	4.008	4.007	159.9	0.0047	2.00
	6.866	6.866	-6.9	0.0084	2.00
	9.181	9.181	-139.9	0.014	2.00
	*12.44	12.440	-314.5	0.056	2.00

Remark: * : Not NSC-ONSC AccreditedThe reported uncertainty of measurement was based on a standard uncertainty multiplied by a coverage factor k , providing a level of confidence of approximately 95 %.

-o0o-

Maku



TECHNOLOGY PROMOTION ASSOCIATION (THAILAND-JAPAN)
CALIBRATION AND TESTING EQUIPMENT SERVICES


534/4 PATTANAKARN ROAD SOI 18, SUANLUANG, SUANLUANG BANGKOK 10250

TEL. 0-2717-3000-24 FAX. 0-2719-9484

Cert.No.: 22CH1490

Page.: 1 of 2

Certificate of Calibration

Equipment : Turbidity Meter
Manufacturer : Thermo Scientific
Model : EUTECH TN-100
Serial No. : 2655003
ID. No. : -
Condition As-Received: Used Item
Received Date : 27 October 2022
Calibration Date : 31 October 2022
Reference : 2210-0875WSC-3
Submitted by : Thai Environmental Technic Limited
1/6 Soi Ramkhamhaeng 145,
Khwaeng/Khet Saphan Sung, Bangkok 10240
Ambient Temperature : (25 ± 2.5) °C
Relative Humidity : (50 ± 20) %
Calibration Procedure : In - house method : CP-CH11
based on direct measurement by
using Formazin standard solution
Calibrated by : Walalak Sirithean
Approved by : 
Approved Signatory
(☒) Malee Butkruea
(☐) Saithip Meangmai
(☐) Warakorn Lerngagtrakul
Issue Date : 1 November 2022

The Uncertainties are for a confidence probability of approximately 95%.

This certificate may not be reproduced other than in full, except with the prior written
approval of the head of Calibration and Testing Equipment Services.

A 0009939



Cert.No. : 22CH1490

Page. : 2 of 2

Condition of this calibration result

1. Reference Standard Instruments :

This certification is traceable to the International System of unit (SI unit) through Technology Promotion Association (Thailand-Japan).

<u>Instruments</u>	<u>Serial No.</u>	<u>ID No.</u>	<u>Certificate No.</u>	<u>Due date</u>
1) Thermo-Hygrograph	1103328	130EC010	22H1313	12 June 2023
2) Electronic Balance	B134206712	140RC007	22MM181	22 Feb 2023

2. Standard Material : The Formazin suspension has been prepared gravimetric from

<u>Material</u>	<u>Manufacturer</u>	<u>Lot No.</u>	<u>Assay</u>
1) Hexamethylenetetramine	HIMEDIA	0000493947	99.65%
2) Hydrazinium Sulfate	HIMEDIA	0000522014	99.40%

3. This certificate is valid only to the item calibrated on date and place of calibration.

Calibration result

Performing three - Formazin suspension standard curve by using 20,100,800 NTU
Turbidity Meter Serial Number : 2655003

Standard Formazine suspension (NTU)	UUC* Reading (NTU)	Uncertainty of Measurement (\pm NTU)	Coverage Factor k
0.1	0.18	0.026	2.06
20	20.1	0.39	2.00
100	100	0.74	2.00
800	799	2.1	2.00

Remark

- UUC* = Unit Under Calibration
- NTU = Nephelometric Turbidity Units

The reported uncertainty of measurement was based on a standard uncertainty multiplied by a coverage factor k , providing a level of confidence of approximately 95 %.

-o0o-

Maku

a 1133333



Certificate of Calibration

Equipment: SPECTROPHOTOMETER
Model: Spectroquant Prove 100
Serial No. (or ID.): 1618111041
Manufacturer: Merck
Condition: In Condition

Certificate No.: C06220212
Issued Date: 06 May 2022
Job No.: KSPR2205458
Page: 1 of 3

Customer: Thai Environmental Technic Limited
1/6 Soi Ramkhamhaeng 145, Khwaeng Saphan Sug,
Khet Saphan Sung, Bangkok 10240 Thailand

Environment Condition:

Temperature	26.4	°C	±	0.2	°C
Humidity	58.2	%RH	±	1.1	%RH

Calibration Place: Thai Environmental Technic Limited (Laboratory)
1/6 Soi Ramkhamhaeng 145, Khwaeng Saphan Sug,
Khet Saphan Sung, Bangkok 10240 Thailand

Calibration By: Mr. Atachai Ngamchanat
Calibration Date: 06 May 2022
The Method used: In house method, SPCC-WI-24, base on ASTM E 275-08 and ASTM E 387-04

Traceability: This certificate is traceable to the CRM maintained by National Institute of Standards and Technology (NIST) through Starna Scientific Limited.

The standard for Wavelength Certificate No. 85283 and 85282

The standard for Photometric Certificate No. 107642

The standard for Stray light Certificate No. 85761

(Mr. Atachai Ngamchanat)

Person in charge

บริษัท เอสพีซี อาร์ที จำกัด
SPC RT Co., Ltd.

(Mr. Dumrong Boonsopon)
Authorized signatory

This certificate is issued the units of measurement according to the International System of Units (SI). It provides traceability of measurement to international or national standard or other recognized national standard laboratories.

The measurement uncertainty stated is the expanded uncertainty which is obtained from the standard uncertainty multiplied by the coverage factor (k=2) to provide a level of confidence of approximately 95%. It is determined in accordance with the Guide to Expression of Uncertainty in Measurement (GUM).

These results may be affected by deviations from specified conditions. The results relate only to the items tested, calibrated or sampled. The report shall not be reproduced except in full without approval of SPC RT Co., Ltd.

Calibration Results:

Without Adjustment

Wavelength Accuracy (nm), The spectral bandwidth of Std at 4 nm and UUC at 4 nm

Standard Wavelength	Unit Under Calibration	Correction	Uncertainty
418.48	418.8	-0.32	0.13
536.90	536.8	0.10	0.13
637.94	637.7	0.24	0.13
748.28	748.1	0.18	0.13
807.16	806.9	0.26	0.13

Photometric Accuracy (Absorbance)

Wavelength	Standard absorbance	Unit Under Calibration	Correction	Uncertainty
420 nm	0.0000	0.000	0.0000	0.0045
	0.2878	0.290	-0.0022	0.0045
	0.5157	0.519	-0.0033	0.0045
	1.0258	1.029	-0.0032	0.0045
440 nm	0.0000	0.000	0.0000	0.0045
	0.2816	0.284	-0.0024	0.0045
	0.5059	0.508	-0.0021	0.0045
	1.0044	1.006	-0.0016	0.0045
465 nm	0.0000	0.000	0.0000	0.0045
	0.2467	0.250	-0.0033	0.0045
	0.4579	0.461	-0.0031	0.0045
	0.9301	0.933	-0.0029	0.0045
546.1 nm	0.0000	0.000	0.0000	0.0045
	0.2419	0.245	-0.0031	0.0045
	0.4646	0.466	-0.0014	0.0045
	0.9453	0.946	-0.0007	0.0045
590 nm	0.0000	0.000	0.0000	0.0045
	0.2560	0.259	-0.0030	0.0045
	0.5036	0.505	-0.0014	0.0045
	1.0022	1.003	-0.0008	0.0045
635 nm	0.0000	0.000	0.0000	0.0045
	0.2553	0.258	-0.0027	0.0045
	0.4971	0.498	-0.0009	0.0045
	0.9717	0.972	-0.0003	0.0045

Calibration Results:

Without Adjustment

Stray light *

Standard: cut-off	UUC: Wavelength (nm)	UUC: Transmission (%T)	Absorbance (A)
391.96 +/- 0.11 nm	392.0	1.03	1.987

* Calibration Marked " Not TISI Accredited " in this Certificate have been included for completeness.

The End of Certificate

ใบตรวจสอบสภาพเครื่องวัดสิ่งแวดล้อม

เลขที่ใบงาน: KSPR2205458

ชนิดเครื่องมือ: SPECTROPHOTOMETER รุ่น: Spectroquant Prove 100

หมายเลขเครื่อง: 1618111041

ตรวจสอบ (รับ)		รายการตรวจเช็ค	ตรวจสอบ (ส่ง)		หมายเหตุ
06 May 2022			06 May 2022		
ปกติ	ไม่ปกติ		ปกติ	ไม่ปกติ	
		General			
<input checked="" type="checkbox"/>	<input type="checkbox"/>	1. ความสมบูรณ์เครื่อง	<input checked="" type="checkbox"/>	<input type="checkbox"/>	
<input checked="" type="checkbox"/>	<input type="checkbox"/>	2. ความสะอาด (ช่องใส่ตัวอย่าง, ภายใน-นอกเครื่อง)	<input checked="" type="checkbox"/>	<input type="checkbox"/>	
<input checked="" type="checkbox"/>	<input type="checkbox"/>	3. สวิตช์ ปิด – เปิด เครื่อง (On-Off Swicth)	<input checked="" type="checkbox"/>	<input type="checkbox"/>	
<input checked="" type="checkbox"/>	<input type="checkbox"/>	4. ปุ่มกด (Keypad)	<input checked="" type="checkbox"/>	<input type="checkbox"/>	
<input checked="" type="checkbox"/>	<input type="checkbox"/>	5. หน้าจอ (Display, Screen Contrast)	<input checked="" type="checkbox"/>	<input type="checkbox"/>	
		Spectrophotometer			
<input type="checkbox"/>	<input type="checkbox"/>	6. แรงดันไฟฟ้า (Battery Backup) >= 2.5 VDC	<input type="checkbox"/>	<input type="checkbox"/>	
<input type="checkbox"/>	<input type="checkbox"/>	7. ตัวหมุนเลือกความยาวคลื่น (Wavelength Control)	<input type="checkbox"/>	<input type="checkbox"/>	
<input checked="" type="checkbox"/>	<input type="checkbox"/>	8. ความยาวคลื่น (Wavelength Check)	<input checked="" type="checkbox"/>	<input type="checkbox"/>	
<input type="checkbox"/>	<input type="checkbox"/>	9. แหล่งกำเนิดแสง (UV < 3,000 hour)	<input type="checkbox"/>	<input type="checkbox"/>	
<input checked="" type="checkbox"/>	<input type="checkbox"/>	10. แหล่งกำเนิดแสง (Visible < 5,000 hour)	<input checked="" type="checkbox"/>	<input type="checkbox"/>	
<input type="checkbox"/>	<input type="checkbox"/>	11. ช่องวัดหลายตัวอย่าง (Carousel Module)	<input type="checkbox"/>	<input type="checkbox"/>	
		pH Meter and Conductivity Meter			
<input type="checkbox"/>	<input type="checkbox"/>	12. อิเล็กโทรด (Electrode and Connection Cable)	<input type="checkbox"/>	<input type="checkbox"/>	
<input type="checkbox"/>	<input type="checkbox"/>	13. ระดับสารละลายใน Electrode (Level KCl)	<input type="checkbox"/>	<input type="checkbox"/>	
<input type="checkbox"/>	<input type="checkbox"/>	14. ฝาปิดกันปลาย Electrode (Dust Protection Hood)	<input type="checkbox"/>	<input type="checkbox"/>	
<input type="checkbox"/>	<input type="checkbox"/>	15. ขาจับอิเล็กโทรด (Stand)	<input type="checkbox"/>	<input type="checkbox"/>	
		Turbidimeter			
<input type="checkbox"/>	<input type="checkbox"/>	16. ค่าความขุ่นที่ต่ำสุด (No Sample)	<input type="checkbox"/>	<input type="checkbox"/>	
<input type="checkbox"/>	<input type="checkbox"/>	17. ระดับการส่องสว่างของแสง (>= 2.5 ไม่เกิน 3.0)	<input type="checkbox"/>	<input type="checkbox"/>	
		Automatic titrator			
<input type="checkbox"/>	<input type="checkbox"/>	18. สภาพ Piston Burettes	<input type="checkbox"/>	<input type="checkbox"/>	
<input type="checkbox"/>	<input type="checkbox"/>	19. Function Rinsing and Dosing	<input type="checkbox"/>	<input type="checkbox"/>	
<input type="checkbox"/>	<input type="checkbox"/>	20. ระบบท่อสายยางและอุปกรณ์ประกอบ	<input type="checkbox"/>	<input type="checkbox"/>	

เพิ่มเติม/ข้อแนะนำ :

Mr. Atachai Ngamchanat

Service Engineer



Certificate of Calibration

Certificate Number : SPR23010143-6

Page : 1 of 3

Customer : Thai Environmental Technic Limited.

1/6 Soi Ramkhamhaeng 145, Khwaeng Saphan Sung, Khet Saphan
Sung, Bangkok 10240, Thailand.

Equipment Name : DO Meter

Manufacturer : Horiba

Model : OM-71G

Serial Number : D75J0013

ID. Number : No.08

Environmental Conditions

Ambient Temperature : $23\text{ }^{\circ}\text{C} \pm 2\text{ }^{\circ}\text{C}$

Received Date : 13 Jan 2023

Relative Humidity : $50\text{ \%} \pm 15\text{ \%}$

Calibration Date : 14 Jan 2023

Location of Calibration : In-Lab

Recommend Due Date : 14 Jan 2024

Calibration Procedure : In-House Method

Date of Issue : 15 Jan 2023

Method of Calibration

This certifies that the above instrument was calibrated in compliance with the calibration system requirement of ISO/IEC 17025:2017 in accordance with reference procedure. Standards used to perform this calibration are certified by to NIST or equivalent, National metrology institute, Natural physical constants, consensus standards. The result reported herein apply only to the calibration of the item described above as received. Our decision rule is to contact the customer if the item pass and fail calibration when the results include the uncertainties and the customer must determine if the results meets their needs.

All calibrations are performed within manufacture's specifications. The calibration certificate shall not be reproduced except in full, without written approval of SP Metrology System (Thailand).

Calibrated by : Mr.Pitak Srisutam

Approved by :

Calibration Officer

(Ms.Bussakorn Chaikaew)

Authorized Signatory



Calibration Report

Certificate Number : SPR23010143-6

Page : 2 of 3

Reference Standards

Equipment Name	Model	Serial No.	Certificate No.	Due. Date
Zero Oxygen Solution	HI7040L	Lot. S0066/21	01B24	31 Jan 2027
Electronic Balance	N/A	14246789	SPR22110015-7	10 Nov 2023
Standard Weight Set	Class E2	B746971965	C02221902	16 Sep 2023

Traceability

This certification is traceable to the International System of Unit maintained at :

HANNA - Hanna Instruments (Thailand) Ltd.

SP Metrology - SP Metrology system (Thailand) Co.Ltd.

SPC - SPC Calibration Center Co;Ltd.



Result of Calibration

Certificate No.: SPR23010143-6

Page : 3 of 3

Function : Dissolved Oxygen Permanance Test

Unit : mg/L

Range	Actual Standard	UUC. Reading	Error	Uncertainty (±)
0-40	0.3	0.23	-0.07	0.13
	8.3	8.15	-0.15	0.13

Note:

The result of calibration was found accurate as show on date and place of calibration only.

This Certificate is not certified for any commercial transaction.

Measurement Uncertainty

The reported uncertainty of measurement is the expanded uncertainty obtained by multiplying the standard uncertainty with the coverage factor $k = 2.00$, providing a level of confidence approximately 95%

- End of Certificate -



TECHNOLOGY PROMOTION ASSOCIATION (THAILAND-JAPAN)
CORPORATE SERVICES 3: EQUIPMENT CALIBRATION AND TESTING SERVICES
534/4 PATTANAKARN ROAD SOI 18, SUANLUANG, SUANLUANG BANGKOK 10250
TEL. 0-2717-3000-29 FAX. 0-2719-9484



Cert. No.: 23TM673

Page : 1 of 3

Certificate of Calibration

Equipment : BOD Incubator

Manufacturer : Accuplus

Model : i250

Serial No. : 0408-0115-0008

ID No. : TET.LAB.BOD05

Submitted by : Thai Environmental Technic Limited
1/6 Soi Ramkhamhaeng 145,
Khwaeng/Khet Saphan Sung,
Bangkok 10240

Location : Laboratory (Thai Environmental Technic Limited)

Received Order : 10 April 2023


Calibration Date : 11 April 2023

Ambient Temperature : (26 ± 10) °C

Relative Humidity : (50 ± 30) %

Calibrated by : Khit Ruttanaprapachai

Approved by :


Approved Signatory

- () Pornthippa Tameyakul
(☒) Malee Butkruea
() Suwit Imjai

Issue Date : 25 April 2023

The Uncertainties are for a confidence probability of approximately 95%

This certificate may not be reproduced other than in full, except with the prior written
Approval of the head of Corporate Services 3 : Equipment Calibration and Testing Services.

A 0053455



Equipment : BOD Incubator
 Condition As-Received : Used Item
 Reference : 2304-0146OC-2
 Procedure Used :-

Cert. No.: 23TM673
 Page : 2 of 3

Calibration were conducted using calibration procedure CP-OT02 according to direct measurement method with Data Acquisition which connected with Resistance Temperature Detector (RTD).

The temperature scale used was based on ITS-90.

Condition of this result of calibration

1. Reference standard instrument:-

Instrument	Model	Serial No.	Cert. No.	Due Date
1) Data Acquisition	34972A	MY57013711	22LM93	02 Jul 2023

2. This certificate is valid only to the item calibrated on date and place of calibration.

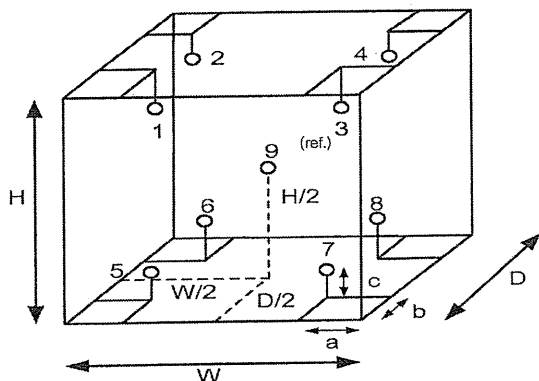
3. This certification is traceable to the International System of Unit.

Result of Calibration :- (*) Without Adjustment

Function of UUC* : Temperature Source

Fresh air setting : Not Available

Environment during calibration		
	Beginning	Finished
Temp. (°C)	25	26
REL.Humid. (%)	51	54
AC Supply (Volt)	221	221



Position :	Ref. Std. ID No.:
1	18-18RTD-01
2	18-18RTD-02
3	18-18RTD-03
4	18-18RTD-04
5	18-18RTD-05
6	18-18RTD-06
7	18-18RTD-07
8	22-18RTD-08
9 (ref.)	18-18RTD-09

Probe Installation Details :

a = 10 cm
 b = 10 cm
 c = 10 cm

Dimension of Chamber :

D = 0.48 m
 W = 0.50 m
 H = 1.1 m
 Capacity = 0.26 m³

Mala



Equipment : BOD Incubator
Condition As-Received : Used Item
Reference : 2304-0146OC-2
Result of Calibration :- (*) Without Adjustment
Function of UUC* : Temperature Source
Fresh air setting : Not Available

Cert. No.: 23TM673

Page : 3 of 3

Calibration Point (°C)	UUC* Setting (°C)	UUC* Reading (°C)	Temperature stability (± °C)	Temperature uniformity (°C)	Overall Variation (°C)	Coverage Factor <i>k</i>
20.0	19.8	19.7	0.54	0.37	1.1	2

Calibration Point (°C)	Measured Temperature (°C)									Uncertainty (± °C)
	Position									
	1	2	3	4	5	6	7	8	9 (ref.)	
20.0	20.121	20.227	19.983	20.098	19.992	19.953	19.936	19.914	20.048	0.72

Average* : The average of 30 values in each position.

Temperature stability : One-half of the greatest maximum difference of measured temperature at any one sensor.

Temperature uniformity : The maximum difference of measured temperatures at any sensors and the measured temperature at the reference location which are observed at the same time or at as close an observation time as possible to determine the temperature pattern or homogeneity within the chamber under steady-state conditions.

Overall Variation : The Difference of the maximum and minimum measured temperatures throughout observation.

UUC* : Unit Under Calibration

Note : The reported uncertainty of measurement was included stability and excluded uniformity .

The reported uncertainty of measurement was based on a standard uncertainty multiplied by a coverage factor *k*, providing a level of confidence of approximately 95 %.

-o0o-

Malu.



TECHNOLOGY PROMOTION ASSOCIATION (THAILAND-JAPAN)

CORPORATE SERVICES 3: EQUIPMENT CALIBRATION AND TESTING SERVICES

534/4 PATTANAKARN ROAD SOI 18, SUANLUANG, SUANLUANG BANGKOK 10250

TEL. 0-2717-3000-27 FAX. 0-2719-9484



Cert.No.: 22MM27

Page.: 1 of 3

Certificate of Calibration

Equipment : Electronic Balance

Manufacturer : Mettler Toledo

Model : AB204

Serial No. : 1116392227

ID No. : TET.LAB.BAL01

Submitted by : Thai Environmental Technic Limited
1/6 Soi Ramkhamhaeng 145,
Khwaeng/Khet Saphan Sung,
Bangkok 10240

Location : Balance Room


Received order : 20 April 2022

Calibration Date : 22 April 2022

Ambient Temperature : 15 °C to 40 °C

Relative Humidity : 30 % to 90 %

Calibrated by : Uthen Kankawi

Approved by : 
Approved Signatory

() Pornthippa Tameyakul
(✓) Malee Butkruea
() Suwit Imjai

Issue Date : 6 May 2022

The Uncertainties are for a confidence probability of approximately 95%

This certificate may not be reproduced other than in full, except with the prior written
Approval of the head of Corporate Services 3 : Equipment Calibration and Testing Services.

A 0040784



Equipment : Electronic Balance
Condition As-Received : Used Item
Reference : 2204-0369OC-16

Cert.No.: 22MM27

Page: 2 of 3

Procedure used :-

Calibration were conducted using in-house calibration procedure CP-OB01 according to direct measurement method against standard weight.

Condition of this result of calibration

1. Reference standard instruments:-

<u>Instruments</u>	<u>Model</u>	<u>Serial No.</u>	<u>ID No.</u>	<u>Test report No.</u>	<u>Due date</u>
1) Standard Weight Set (E2)	15884	-	70RC138	MM-0009-21	3 Feb 2023

2. This certificate is valid only to the item calibrated on date and place of calibration.
3. This result of calibration was made on requested at the point specified by customer.
4. This certificate is not certified for any commercial transaction.
5. This certification is traceable to the International System of Unit.

Result of calibration () Without Adjustment (*) After Adjustment by External Calibration

Range capacity : 0 g to 210 g Resolution 0.0001 g

Before Adjustment :

<u>Applied Weight</u> (g)	<u>Balance Reading</u> (g)	<u>Correction</u> (g)	<u>Measurement Uncertainty</u> (\pm mg)	<u>Coverage Factor</u> (k)
100	99.9981	+0.0019	0.22	2.00
200	199.9957	+0.0043	0.35	2.00

After Adjustment :

1. Determination of the standard deviation of weighing machine

(n = 10)

<u>Applied Weight</u> (g)	<u>Standard Deviation of Reading (g)</u>
100	0.00006
200	0.00007

Malu.



Equipment : Electronic Balance
 Condition As-Received : Used Item
 Reference : 2204-0369OC-16

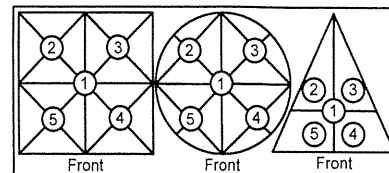
Cert.No.: 22MM27

Page: 3 of 3

Result of calibration

2. Effect of off center loading

A mass of 100 g was placed to various position on the pan.
 The weighing machine reading error obtained is given in the table



Maximum difference between
 off-center and central loading

Position 1 (g)	Position 2 (g)	Position 3 (g)	Position 4 (g)	Position 5 (g)	(g)
-0.0003	-0.0003	-0.0003	-0.0004	0.0000	0.0003

3. Departure from nominal value

Applied Weight (g)	Balance Reading (g)	Correction (g)	Measurement Uncertainty (± mg)	Coverage Factor (k)
Unload	0.0000	0.0000	0.13	2.09
0.01	0.0099	+0.0001	0.13	2.09
0.1	0.0999	+0.0001	0.13	2.09
0.5	0.5000	0.0000	0.13	2.09
1	1.0001	-0.0001	0.13	2.09
5	5.0001	-0.0001	0.13	2.09
10	10.0000	0.0000	0.13	2.09
25	24.9998	+0.0002	0.15	2.06
50	49.9998	+0.0002	0.15	2.05
100	99.9998	+0.0002	0.22	2.00
200	199.9997	+0.0003	0.35	2.00

Note : This instrument was adjusted before calibration by weight of Mettler Toledo F1 200. g S/N.: 11119517
 Certificate No.: 21M1956

The reported uncertainty of measurement was based on a standard uncertainty multiplied by a coverage factor k , providing a level of confidence of approximately 95 %.

-o0o-

Malu.

a 1105868



TECHNOLOGY PROMOTION ASSOCIATION (THAILAND-JAPAN)
CORPORATE SERVICES 3: EQUIPMENT CALIBRATION AND TESTING SERVICES
534/4 PATTANAKARN ROAD SOI 18, SUANLUANG, SUANLUANG BANGKOK 10250
TEL. 0-2717-3000-29 FAX. 0-2719-9484



Cert.No.: 23MM160
Page.: 1 of 3

Certificate of Calibration

Equipment : Electronic Balance

Manufacturer : Mettler Toledo

Model : AB204

Serial No. : 1116392227

ID No. : TET.LAB.BAL01

Submitted by : Thai Environmental Technic Limited
1/6 Soi Ramkhamhaeng 145,
Khwaeng/Khet Saphan Sung,
Bangkok 10240

Location : Balance Room

Received order : 10 April 2023
Calibration Date : 11 April 2023
Ambient Temperature : 15 °C to 40 °C
Relative Humidity : 30 % to 90 %

Calibrated by : Khit Ruttanaprapachai

Approved by : Malee Butkruea
Approved Signatory

() Pornthippa Tameyakul
(✓) Malee Butkruea
() Suwit Imjai

Issue Date : 25 April 2023

The Uncertainties are for a confidence probability of approximately 95%

This certificate may not be reproduced other than in full, except with the prior written
Approval of the head of Corporate Services 3 : Equipment Calibration and Testing Services.

A 0053464



Equipment : Electronic Balance
Condition As-Received : Used Item
Reference : 2304-0146OC-12

Cert.No.: 23MM160

Page: 2 of 3

Procedure used :-

Calibration were conducted using in-house calibration procedure CP-OB01 according to direct measurement method against standard weight.

Condition of this result of calibration

1. Reference standard instruments:-

<u>Instruments</u>	<u>Model</u>	<u>Serial No.</u>	<u>ID No.</u>	<u>Test report No.</u>	<u>Due date</u>
1) Standard Weight Set (E2)	15884	24053	70RC007	MM-0010-22	20 Jan 2024

2. This certificate is valid only to the item calibrated on date and place of calibration.

3. This result of calibration was made on requested at the point specified by customer.

4. This certificate is not certified for any commercial transaction.

5. This certification is traceable to the International System of Unit.

Result of calibration () Without Adjustment (*) After Adjustment by External Calibration

Range capacity : 0 g to 210 g **Resolution** 0.0001 g

Before Adjustment :

<u>Applied Weight</u>	<u>Balance Reading</u>	<u>Correction</u>	<u>Measurement Uncertainty</u>	<u>Coverage Factor</u>
(g)	(g)	(g)	(\pm mg)	(k)
100	99.9982	+0.0018	0.18	2.00
200	199.9965	+0.0035	0.29	2.00

After Adjustment :

1. Determination of the standard deviation of weighing machine (n = 10)

<u>Applied Weight</u>	<u>Standard Deviation of Reading (g)</u>
(g)	
100	0.00007
200	0.00007

Malu.



Equipment : Electronic Balance
 Condition As-Received : Used Item
 Reference : 2304-0146OC-12

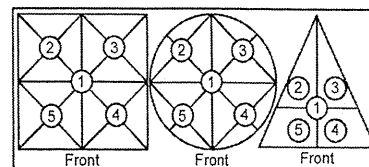
Cert.No.: 23MM160

Page: 3 of 3

Result of calibration

2. Effect of off center loading

A mass of 100 g was placed to various position on the pan.
 The weighing machine reading error obtained is given in the table



Maximum difference between
 off-center and central loading
 (g)
 0.0001

Position 1	Position 2	Position 3	Position 4	Position 5
(g)	(g)	(g)	(g)	(g)
-0.0002	-0.0002	-0.0003	-0.0003	-0.0002

3. Departure from nominal value

Applied Weight	Balance Reading	Correction	Measurement Uncertainty	Coverage Factor
(g)	(g)	(g)	(\pm mg)	(k)
Unload	0.0000	0.0000	0.14	2.11
0.01	0.0100	0.0000	0.14	2.11
0.1	0.1001	-0.0001	0.14	2.11
0.5	0.5000	0.0000	0.14	2.11
1	1.0001	-0.0001	0.14	2.11
5	5.0000	0.0000	0.14	2.11
10	9.9999	+0.0001	0.14	2.11
25	24.9998	+0.0002	0.15	2.07
50	49.9998	+0.0002	0.16	2.05
100	99.9999	+0.0001	0.18	2.00
200	200.0000	0.0000	0.29	2.00

The reported uncertainty of measurement was based on a standard uncertainty multiplied by a coverage factor k , providing a level of confidence of approximately 95 %.

-o0o-

Malu.



TECHNOLOGY PROMOTION ASSOCIATION (THAILAND-JAPAN)
CORPORATE SERVICES 3: EQUIPMENT CALIBRATION AND TESTING SERVICES
534/4 PATTANAKARN ROAD SOI 18, SUANLUANG, SUANLUANG BANGKOK 10250
TEL. 0-2717-3000-27 FAX. 0-2719-9484



Cert.No.: 22CHO625

Page.: 1 of 3

Certificate of Calibration

Equipment : Spectrophotometer
Manufacturer : PerkinElmer
Model : Lambda 365
Serial No. : 365K9042909
ID No. : -
Condition As-Received: Used Item
Received Date : 01 November 2022
Calibration Date : 01 November 2022
Reference : 2211-0001OC-5
Submitted by : Thai Environmental Technic Limited
1/6 Soi Ramkhamhaeng 145,
Khwaeng/Khet Saphan Sung,
Bangkok 10240
Calibration Place : Laboratory (Thai Environment Technic Limited)
Ambient Temperature : (24.9 - 24.4) °C (On-Site)
Relative Humidity : (54 - 52) % (On-Site)
Calibration Procedure : In - house method :
CP-OCH4 based on ASTM E 275-01
Calibrated by : Uthen Kankawi

Approved by :

Malee

Approved Signatory

- (☒) Malee Butkruea
(☐) Saithip Meangmai
(☐) Warakorn Lerngagtrakul

Issue Date : 10 November 2022
The Uncertainties are for a confidence probability of approximately 95%

This certificate may not be reproduced other than in full, except with the prior written
Approval of the head of Corporate Services 3 : Equipment Calibration and Testing Services.



Cert. No. : 22CHO625

Page : 2 of 3

Condition of calibration result

1. Reference Standard Material :

<u>Material</u>	<u>Serial No.</u>	<u>Certificate No.</u>	<u>Due date</u>
1. Absorbance Standard set	39130	106269	10 Oct 2024
2. Wavelength Standard set	29829	94776	02 Sep 2023
3. Wavelength Standard set	29829	94777	02 Sep 2023
4. Stray Light Standard set	32629	9112980	03 Aug 2024

2. This certificate is valid only to the item calibrated on date and place of calibration.

3. This certificate is traceable to the International System of Unit maintained at :

- National Physical Laboratory (NPL), The United Kingdom of Great Britain and Northern Ireland
- National Institute of Standards and Technology (NIST), The United States of America

4. Spectral BandWidth : 1 nm
Scan Speed : 30 nm/min

Calibration Results : without adjustment

Wavelength Accuracy

Certified Values of Reference Material (nm)	UUC Reading (nm)	Uncertainty of Measurement (\pm nm)	Coverage Factor k
418.53	418.32	0.12	2.00
536.52	536.61	0.12	2.00
638.00	637.96	0.12	2.00
684.50	684.48	0.12	2.00
879.41	879.39	0.12	2.00

Malu

a 1134411



Cert. No. : 22CHO625

Page : 3 of 3

Calibration Results : without adjustment**Photometric Accuracy**

Wavelength (nm)	Certified Values of Reference Material (Abs)	UUC Reading (Abs)	Uncertainty of Measurement (\pm Abs)	Coverage Factor k
420.0	Zero	0.0000	0.0028	2.00
	0.5796	0.5788	0.0028	2.00
	0.7105	0.7095	0.0028	2.00
	1.0186	1.0179	0.0028	2.00
546.1	Zero	0.0000	0.0028	2.00
	0.5281	0.5258	0.0028	2.00
	0.6962	0.6945	0.0028	2.00
	0.9984	0.9956	0.0028	2.00
635.0	Zero	0.0000	0.0028	2.00
	0.5699	0.5684	0.0028	2.00
	0.7606	0.7590	0.0028	2.00
	1.0927	1.0904	0.0028	2.00

Stray Light

* Straylight at 280.05 nm \pm 0.11 nm	Reading at 280.05 nm \pm 0.11 nm
Abs	2.0728
%T	0.8299

Remark

- Each individual filter is measured against the empty filter holder (blank) used to zero the spectrophotometer
- Cut-off wavelength of stray light reference material (Potassium Iodide) at wavelength 280.05 nm \pm 0.11 nm
- Result = Pass, If Absorbance > 2.00 Abs and Transmission < 1.0 %T at Wavelength 280.05 nm \pm 0.11 nm
- * : Not NSC-ONSC Accredited

The reported uncertainty of measurement was based on a standard uncertainty multiplied by a coverage factor k , providing a level of confidence of approximately 95 %.

-o0o-

Maler

a 1134410



MAINTENANCE REPORT

ATOMIC ABSORPTION SPECTROPHOTOMETER MODEL

AAAnalyst 600

Customer : THAI ENVIRONMENTAL	Date Tested: 20-ม.ค.-66
TECHNIC LIMITED.	Recommendation Recertification
Address : 1/6 Soi Ramkhamheang 145,	Period 6 Months
Khwaeng/Khet Saphan Sung,	Recertification Due: 20-ก.ค.-66
Bangkok 10240	Date Last Certified: 22-ก.ค.-65
User Name: คุณ กนกวรรณ เริ่มประชาธิปไตย	Visit Number: 1 OF 2
Phone: 02-7353101-3, 02-3737799	TH One Source Phone: 081-7316733
E-mail: ketsarin.c@tet1995.com	E-mail thonecource@gmail.com
admin@tet1995.com	

CONFIGURATION TESTED		
MODEL	SERIAL NUMBER	SOFTWARE
AAAnalyst 600	600S5070101	AA WinLab Version 3.2
AS 800	801S5070102	
FIAS-100	2288	
TEST STANDARD USED	PART NUMBER	
GFAAS Mixed standard	N9300244	



MAINTENANCE REPORT

ATOMIC ABSORPTION SPECTROPHOTOMETER MODEL

AAAnalyst 600

SERIAL NUMBER 600S5070101
DATE TESTED
20-11-66
1. INSTRUMENT CHECKS

- A. The Mirror and Lenses Condition
- B. Grating Condition
- C. Replace or Clean Dust Filter
- D. Cleaning the Contact Cylinders
- E. Cleaning the Furnace Windows

OK

OK

OK

OK

OK

2. AUTOSAMPLE CHECK

- A. Sampling and Arm
- B. Sampling & Rinse Pump
- C. Sample Position & Clean
- D. Clean or Replace the Hall Sensor

OK

OK

OK

OK

3. COOLING SYSTEM CHECKS

- A. Clean and Change Distill water
- B. Thermosensor

OK

OK

4. FIAS CHECKS

- A. Pump and 5 Port Valve
- B. Chemifold and Tubing
- C. Power Supply
- D. Flow meter and Gas system

OK

OK

OK

OK



MAINTENANCE REPORT

ATOMIC ABSORPTION SPECTROPHOTOMETER MODEL

AAAnalyst 600

SERIAL NUMBER	600S5070101		DATE TESTED	20-11-66	
PARAMETER	SPECIFICATION		ACTUAL VAULE		
B. THGA Tests					
1. Furnace Gas Flows					
	Internal Flow	250 ± 25 mL/min	235	mL/min	
	External Flow	100 ± 10 mL/min	110	mL/min	
2. Chromium Baseline Noise					
(mesure 5 furnace dry firings without any sample)					
	Baseline	≤ 0.005 Int.Abs	0.0002	Int.Abs	
	SD	≤ 0.005 Int.Abs	0.0002	Int.Abs	
3. Chromium Characteristic Mass(m_0) and Precition					
(measure 5 furnace firing using 20 ul sample injections of 10 ug/L Cr standard)					
	m_0 Results	6.5 pg ± 1.5 pg	5.7	pg	
	Precision	≤ 2.0%	1.41	%	
4. Copper Characteristic Mass(m_0) and Zeeman Ratio					
(measure 5 furnace firing using 20 ul sample injections of 25 ug/L Cu standard)					
	m_0 Results	17.0 pg ± 3.5 pg	14.2	pg	
	Zeeman Ratio	0.58 ± 0.04	0.560		



MAINTENANCE REPORT

ATOMIC ABSORPTION SPECTROPHOTOMETER MODEL

AAAnalyst 600

SERIAL NUMBER 600S5070101 DATE TESTED 20-พ.ค.-66

Remarks :

Changed The Controller Bd. Atomizer (4 May 2015)

Replace The Contact Cylinder (27 July 2021)

Zeeman Ratio = Atomic Signal(peak area)

Atomic Signal(peak area)+Background Signal(peak area)

=

=

Changed the THGA Contact Cylinder on 22 July 2022

Copper blank = 0.0015

This is to certify that the above tests have been performed and the configuration tested



meets



does not meet

the PerkinElmer Specifications listed on this certificate.

This certificate does not modify PerkinElmer's standard terms and condition of sale, including warranty terms.

Service Department TH ONE SOURCE CO., LTD.

Krungchai T.

(**Krungchai Treevichien**)

Customer Support Engineer



Certificate of Training

This is to certify that

Krungchai Treevichien

has successfully completed

Aanalyst 600/700/800 Service Training

09 to 13 February 2004



C S Lim
Service Specialist

13 Feb 2004



MAINTENANCE REPORT AND TEST CERTIFICATE OPTIMA 8000

Customer : บริษัท เทคนิคสิ่งแวดล้อมไทย จำกัด Address : 1/6 ซอยรามคำแหง 145 แขวงสะพานสูง เขตสะพานสูง กรุงเทพมหานคร 10240 User Name: Khun Nattapong Phone: 02-3737799 Fax:	Date Tested: April 3, 2023 Recommendation Recertification Period 6 Months Recertification Due: October 3, 2023 Date Last Certified: October 4, 2022 Visit Number: 1 of 2 PerkinElmer Phone: 02-719-6420 ext 203 PerkinElmer Fax: 02-318-5597
--	--

CONFIGURATION TESTED		ACCESSORIES/COMPONENT NOT INCLUDED
MODEL	SERIAL NUMBER	
OPTIMA 8000	078N1310024C	
S10		
TESTED EQUIPMENT	CALIBRATION NUMBER	EXPIRATION
IPV Methods		
TEST STANDARD USED	PART NUMBER	EXPIRATION DATE
Mixed standard 1/10	N069-1579	May 30, 2023
Mixed standard 1/100	N930-0221	November 30, 2023
CUSTOMER SUPPLIED	COMMENTS	CUSTOMER INITIALS
2 % HNO3		
10 % HNO3		

MAINTENANCE REPORT AND TEST CERTIFICATE OPTIMA 8000

SERIAL NUMBER : 078N1310024C

DATE TESTED : April 3, 2023

1. MECHANICAL CHECKS

A. Inspect and clean all fans and filters.

OK

B. Inspect and replace as necessary, all torch components including the RF coil.

OK

C. Inspect all tubing for sign of clacking or leaking.

OK

D. Adjust water and gas pressure regulator settings.

OK

E. Inspect and leak check pneumatics drawers.

OK

F. Clean the exterior of the instrument.

OK

2. OPTICAL CHECKS

A. Inspect and clean all optical components.

OK

B. As required, check and replace all purgefilters.

OK

C. Recheck optical alignment.

OK

3. COOLING SYSTEM CHECKS

A. Perform preventive maintenance on chiller.

OK

B. Flush out the chiller every six months.

OK

4. PERFORMANCE CHECKS

A. Torch View Alignment.

OK

B. Wavelength Calibration.

OK

MAINTENANCE REPORT AND TEST CERTIFICATE OPTIMA 8000

SERIAL NUMBER : 078N1310024C

DATE TESTED : April 3, 2023

PARAMETER	SPECIFICATION			FINAL VALUE
Spectral Resolution : UV	As 193.696 nm	≤ 0.009		<u>0.00702</u>
	Ni 231.604 nm	≤ 0.011		<u>0.00790</u>
	Ni 341.476 nm	≤ 0.015		<u>0.01192</u>
Spectral Resolution : VIS	Ba 455.403 nm	≤ 0.020		<u>0.01500</u>
Precision				
	Zn 206.200 nm	% RSD < 1.0		<u>0.58</u>
	Mg 280.271 nm	% RSD < 1.0		<u>0.28</u>
	Mg 285.213 nm	% RSD < 1.0		<u>0.39</u>
	Ba 455.403 nm	% RSD < 1.0		<u>0.39</u>
Detection Limits : Axial	As 193.696 nm	3(SD) ppb		<u>4.26</u>
	Se 196.026 nm	3(SD) ppb		<u>2.87</u>
	Tl 190.801 nm	3(SD) ppb		<u>3.73</u>
	Pb 220.353 nm	3(SD) ppb		<u>11.48</u>
Detection Limits : Radial	As 193.696 nm	3(SD) ppb		<u>2.60</u>
	Zn 213.857 nm	3(SD) ppb		<u>0.26</u>
	Mn 257.610 nm	3(SD) ppb		<u>1.49</u>
	La 379.478 nm	3(SD) ppb		<u>0.12</u>
	Ba 455.403 nm	3(SD) ppb		<u>2.86</u>
	Ba 493.408 nm	3(SD) ppb		<u>9.64</u>
BEC : Axial (IB X 1000)/(IS-IB)	Mn 257.610 nm	≤ 30 ppb		<u>15.70</u>
BEC : Radial (IB X 1000)/(IS-IB)	Mn 257.610 nm	≤ 30 ppb		<u>23.89</u>

MAINTENANCE REPORT AND TEST CERTIFICATE
OPTIMA 8000

SERIAL NUMBER : 078N1310024C

DATE TESTED : April 3, 2023

Remarks :

Commissioning follow as commissioning performance sheets.

This is to certify that the above tests have been performed and the configuration tested



meets



does not meet

the PerkinElmer Specifications listed on this certificate.

This certificate does not modify PerkinElmer's standard terms and condition of sale,
including warranty terms.

Service Department PerkinElmer Ltd.

Authorized Representative :



(Wiphan Promlumda)

Service Engineer

=====

Align View XY Axial for analyte Mn 257.610

X-position	Y-position	Intensity
-2.0	15.0	2920926.2
-1.6	15.0	4117205.6
-1.2	15.0	5581541.7
-0.8	15.0	6990827.7
-0.4	15.0	8176328.5
0.0	15.0	9075098.4
0.4	15.0	8960265.5
0.8	15.0	8360445.5
1.2	15.0	7467099.0
1.6	15.0	6255831.1
2.0	15.0	5030853.2
0.0	10.0	159365.9
0.0	10.5	241214.9
0.0	11.0	446309.1
0.0	11.5	964275.3
0.0	12.0	1659518.8
0.0	12.5	2781326.3
0.0	13.0	4117574.4
0.0	13.5	5863526.6
0.0	14.0	7007618.7
0.0	14.5	8248882.5
0.0	15.0	8915353.6
0.0	15.5	8830206.3
0.0	16.0	8476274.2
0.0	16.5	7574239.7
0.0	17.0	5916533.5
0.0	17.5	4806692.1
0.0	18.0	3470213.6
0.0	18.5	2459999.5
0.0	19.0	1409798.3
0.0	19.5	836888.1
0.0	20.0	457127.2
-0.8	15.0	7399406.7
-0.4	15.0	8255530.6
0.0	15.0	8767341.7
0.4	15.0	8902714.8
0.8	15.0	8341631.7
0.4	13.0	4448485.6
0.4	13.5	5980471.5
0.4	14.0	7305087.4
0.4	14.5	8079824.9
0.4	15.0	9038053.5
0.4	15.5	8965644.2
0.4	16.0	8519954.3
0.4	16.5	7478375.8
0.4	17.0	5956440.9

3/4/2566 10:51:07 aligned for analyte Mn 257.610

X viewing position set to 0.4 mm having Peak intensity 9038053.5 for Axial viewing

Y viewing position set to 15.0 mm having Peak intensity 9038053.5 for Axial viewing

=====

Align View X Radial for analyte Mn 257.610

X-position	Y-position	Intensity
-7.0	15.0	23032.5
-6.5	15.0	27006.7
-6.0	15.0	35560.5
-5.5	15.0	57821.4
-5.0	15.0	90935.9
-4.5	15.0	136105.4
-4.0	15.0	206645.2
-3.5	15.0	299882.1
-3.0	15.0	428877.1
-2.5	15.0	589771.2
-2.0	15.0	706184.3
-1.5	15.0	841150.2
-1.0	15.0	1019788.8
-0.5	15.0	1329407.6
0.0	15.0	1381151.1
0.5	15.0	1426400.1
1.0	15.0	1309824.4

1.5	15.0	1099234.2
2.0	15.0	784376.5
2.5	15.0	574061.3
3.0	15.0	437455.8
3.5	15.0	324105.7
4.0	15.0	264022.3
4.5	15.0	183005.6
5.0	15.0	117089.3
5.5	15.0	70743.1
6.0	15.0	40927.8
6.5	15.0	27379.1
7.0	15.0	20863.3

3/4/2566 10:54:00 aligned for analyte Mn 257.610

X viewing position set to 0.5 mm having Peak intensity 1426400.1 for Radial viewing
=====

=====
Method Loaded

Method Name: DLRL-Cal

Method Last Saved: 5/4/2565 10:59:28

IEC File:

MSF File:

Method Description: C8000-Calibration for later test
=====

Sequence No.: 1

Autosampler Location:

Sample ID: Calib Blank 1

Date Collected: 3/4/2566 11:18:12

Analyst:

Data Type: Reprocessed on 3/4/2566 11:32:52

Logged In Analyst (Original) : TET

Initial Sample Wt:

Initial Sample Vol:

Dilution:

Sample Prep Vol:

Wash Time:

Nebulizer Parameters: Calib Blank 1

Analyte

Back Pressure

Flow

All

197.0 kPa

0.50 L/min

Mean Data: Calib Blank 1

Analyte	Mean Corrected		Std.Dev.	RSD	Calib	
	Intensity				Conc.	Units
As 193.696	96.5				[0.00]	mg/L
Zn 213.857	584.3				[0.00]	mg/L
Mn 257.610	1401.8				[0.00]	mg/L
La 379.478	352.7				[0.00]	mg/L
Ba 455.403	25802.4				[0.00]	mg/L
Ba 493.408	45750.3				[0.00]	mg/L

=====

Sequence No.: 2

Autosampler Location:

Sample ID: Calib Std 1

Date Collected: 3/4/2566 10:55:27

Analyst:

Data Type: Reprocessed on 3/4/2566 11:32:52

Logged In Analyst (Original) : TET

Initial Sample Wt:

Initial Sample Vol:

Dilution:

Sample Prep Vol:

Wash Time:

Nebulizer Parameters: Calib Std 1

Analyte

Back Pressure

Flow

All

194.0 kPa

0.50 L/min

Mean Data: Calib Std 1

Analyte	Mean Corrected		Std.Dev.	RSD	Calib	
	Intensity				Conc.	Units
As 193.696	13655.9				[5.0]	mg/L
Zn 213.857	149844.9				[1.0]	mg/L
Mn 257.610	1615840.4				[1.0]	mg/L
La 379.478	340770.3				[1.0]	mg/L
Ba 455.403	839940.7				[0.1]	mg/L
Ba 493.408	633243.6				[0.1]	mg/L

Calibration Summary

Analyte	Stds.	Equation	Intercept	Slope	Curvature	Corr. Coef.	Reslope
As 193.696	1	Lin, Calc Int	0.0	2731	0.00000	1.000000	
Zn 213.857	1	Lin, Calc Int	0.0	149800	0.00000	1.000000	
Mn 257.610	1	Lin, Calc Int	0.0	1616000	0.00000	1.000000	
La 379.478	1	Lin, Calc Int	0.0	340800	0.00000	1.000000	
Ba 455.403	1	Lin, Calc Int	0.0	8399000	0.00000	1.000000	
Ba 493.408	1	Lin, Calc Int	0.0	6332000	0.00000	1.000000	

=====

Sequence No.: 3

Autosampler Location:

Sample ID: IDL-RL (2% HNO3)

Date Collected: 3/4/2566 11:19:52

Analyst:

Data Type: Reprocessed on 3/4/2566 11:32:52

Logged In Analyst (Original) : TET

Initial Sample Wt:

Initial Sample Vol:

Dilution: 3X

Sample Prep Vol:

Wash Time:

Nebulizer Parameters: IDL-RL (2% HNO3)

Analyte	Back Pressure	Flow
All	198.0 kPa	0.50 L/min

Mean Data: IDL-RL (2% HNO3)

Analyte	Mean Corrected Intensity	Calib. Conc. Units	Std.Dev.	Sample Conc. Units	Std.Dev.	RSD
As 193.696	-32.0	-0.0 mg/L	0.00	-35.2 µg/L	2.60	7.40%
Zn 213.857	37.4	0.0 mg/L	0.00	0.7 µg/L	0.26	35.07%
Mn 257.610	475.9	0.0 mg/L	0.00	0.9 µg/L	1.49	168.85%
La 379.478	-36.3	-0.0 mg/L	0.00	-0.3 µg/L	1.12	350.55%
Ba 455.403	26579.4	0.0 mg/L	0.00	9.5 µg/L	2.86	30.09%
Ba 493.408	-20698.9	-0.0 mg/L	0.00	-9.8 µg/L	9.64	98.34%

=====

Reprocessing Begun

Logged In Analyst: TET

Technique: ICP Continuous

Results Data Set (original): PM3APR23

Results Library (original): C:\Users\Public\PerkinElmer\IPV\Results.mdb

Results Data Set (reprocessed):

Results Library (reprocessed):

=====

Sequence No.: 1

Sample ID: Calib Blank 1

Analyst:

Logged In Analyst (Original) : TET

Initial Sample Wt:

Dilution:

Wash Time:

Autosampler Location:

Date Collected: 3/4/2566 11:23:46

Data Type: Reprocessed on 3/4/2566 11:32:04

Initial Sample Vol:

Sample Prep Vol:

Nebulizer Parameters: Calib Blank 1

Analyte	Back Pressure	Flow
All	198.0 kPa	0.50 L/min

Mean Data: Calib Blank 1

Analyte	Mean Corrected Intensity	Std.Dev.	RSD	Conc. Units
Tl 190.801	-113.3			[0.00] µg/L
As 193.696	285.4			[0.00] µg/L
Se 196.026	99.6			[0.00] µg/L
Pb 220.353	1176.2			[0.00] µg/L

=====

Sequence No.: 2

Sample ID: DL-Standard

Analyst:

Logged In Analyst (Original) : TET

Initial Sample Wt:

Dilution:

Wash Time:

Autosampler Location:

Date Collected: 3/4/2566 11:29:24

Data Type: Reprocessed on 3/4/2566 11:32:04

Initial Sample Vol:

Sample Prep Vol:

Nebulizer Parameters: DL-Standard

Analyte	Back Pressure	Flow
All	199.0 kPa	0.50 L/min

Mean Data: DL-Standard

Analyte	Mean Corrected Intensity	Std.Dev.	RSD	Conc. Units
Tl 190.801	19454.6			[1000] µg/L
As 193.696	17563.5			[1000] µg/L
Se 196.026	4574.6			[500] µg/L
Pb 220.353	31327.5			[500] µg/L

Calibration Summary

Analyte	Std.	Equation	Intercept	Slope	Curvature	Corr. Coef.	Reslope
Tl 190.801	1	Lin, Calc Int	0.0	19.45	0.00000	1.000000	
As 193.696	1	Lin, Calc Int	-0.0	17.56	0.00000	1.000000	
Se 196.026	1	Lin, Calc Int	0.0	9.149	0.00000	1.000000	
Pb 220.353	1	Lin, Calc Int	0.0	62.65	0.00000	1.000000	

=====

Sequence No.: 3

Sample ID: IDL-XL (2% HNO3)

Analyst:

Logged In Analyst (Original) : TET

Initial Sample Wt:

Dilution: 3X

Wash Time:

Autosampler Location:

Date Collected: 3/4/2566 11:25:37

Data Type: Reprocessed on 3/4/2566 11:32:04

Initial Sample Vol:

Sample Prep Vol:

Nebulizer Parameters: IDL-XL (2% HNO3)

Analyte	Back Pressure	Flow
All	198.0 kPa	0.50 L/min

Mean Data: IDL-XL (2% HNO3)

Analyte	Mean Corrected Intensity	Calib. Conc. Units	Std.Dev.	Sample Conc. Units	Std.Dev.	RSD
Tl 190.801	35.1	2 µg/L	1.24	5 µg/L	3.73	68.95%
As 193.696	-14.0	-1 µg/L	1.42	-2 µg/L	4.26	177.97%
Se 196.026	-6.5	-1 µg/L	0.96	-2 µg/L	2.87	134.85%
Pb 220.353	-135.0	-2 µg/L	3.83	-6 µg/L	11.48	177.50%

=====
Method Loaded

Method Name: MnBEC

IEC File:

Method Description: C8000-XL and RL-Spec <or = 30 µg/L,Attn:Spec<or= 50µg/L

Method Last Saved: 15/10/2563 10:51:07

MSF File:

Sequence No.: 1

Sample ID: IB (2% HNO3)

Analyst:

Logged In Analyst (Original) : TET

Initial Sample Wt:

Dilution:

Wash Time:

Autosampler Location:

Date Collected: 3/4/2566 11:17:14

Data Type: Reprocessed on 3/4/2566 11:32:27

Initial Sample Vol:

Sample Prep Vol:

Nebulizer Parameters: IB (2% HNO3)

Analyte	Back Pressure	Flow
All	197.0 kPa	0.50 L/min

Mean Data: IB (2% HNO3)

Analyte	Mean Corrected Intensity	Calib. Conc. Units	Std.Dev.	Sample Conc. Units	Std.Dev.	RSD
Mn 257 XN	185358.1					
Mn 257 RN	39181.6					

Sequence No.: 2

Sample ID: IS (N069-1579/10)

Analyst:

Logged In Analyst (Original) : TET

Initial Sample Wt:

Dilution:

Wash Time:

Autosampler Location:

Date Collected: 3/4/2566 10:57:10

Data Type: Reprocessed on 3/4/2566 11:32:27

Initial Sample Vol:

Sample Prep Vol:

Nebulizer Parameters: IS (N069-1579/10)

Analyte	Back Pressure	Flow
All	194.0 kPa	0.50 L/min

Mean Data: IS (N069-1579/10)

Analyte	Mean Corrected Intensity	Calib. Conc. Units	Std.Dev.	Sample Conc. Units	Std.Dev.	RSD
Mn 257 XN	11636268.0					
Mn 257 RN	1679271.0					

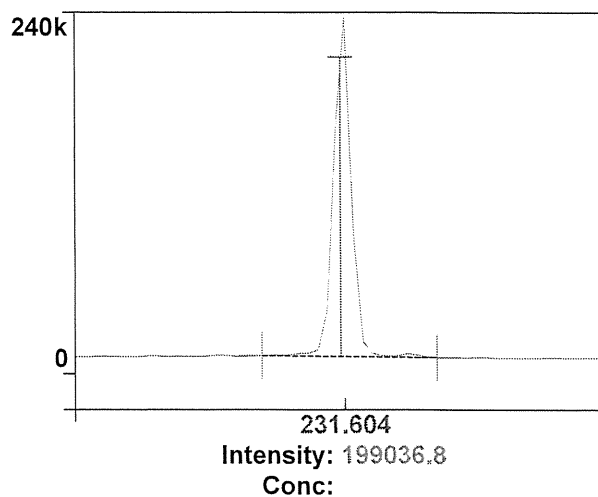
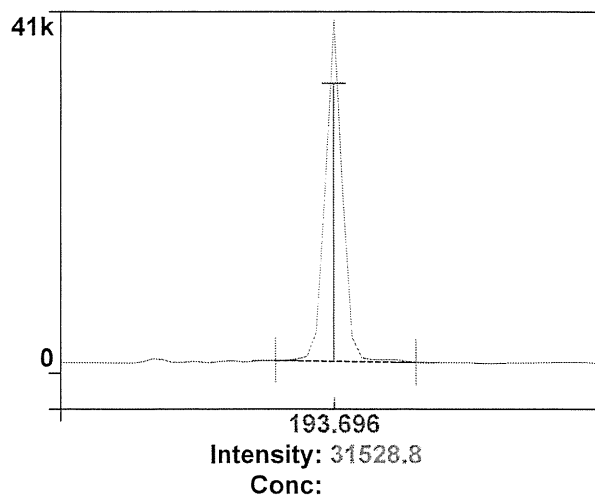
Analysis

R 10:59:16.638	04/03/2023	ID: Res	(N069-1579/10)	AS 193.696-Res	Rep 1	Res: 0.00701	nm
R 10:59:23.206	04/03/2023	ID: Res	(N069-1579/10)	AS 193.696-Res	Rep 2	Res: 0.00702	nm
R 10:59:29.648	04/03/2023	ID: Res	(N069-1579/10)	AS 193.696-Res	Rep 3	Res: 0.00702	nm
R 10:59:38.634	04/03/2023	ID: Res	(N069-1579/10)	Ni 231.604-Res	Rep 1	Res: 0.00789	nm
R 10:59:44.937	04/03/2023	ID: Res	(N069-1579/10)	Ni 231.604-Res	Rep 2	Res: 0.00790	nm
R 10:59:51.130	04/03/2023	ID: Res	(N069-1579/10)	Ni 231.604-Res	Rep 3	Res: 0.00790	nm
R 11:00:00.443	04/03/2023	ID: Res	(N069-1579/10)	Ni 341.476-Res	Rep 1	Res: 0.01192	nm
R 11:00:07.822	04/03/2023	ID: Res	(N069-1579/10)	Ni 341.476-Res	Rep 2	Res: 0.01188	nm
R 11:00:15.138	04/03/2023	ID: Res	(N069-1579/10)	Ni 341.476-Res	Rep 3	Res: 0.01169	nm
R 11:00:27.681	04/03/2023	ID: Res	(N069-1579/10)	Ba 455.403-Res	Rep 1	Res: 0.01499	nm
R 11:00:37.103	04/03/2023	ID: Res	(N069-1579/10)	Ba 455.403-Res	Rep 2	Res: 0.01495	nm
R 11:00:46.448	04/03/2023	ID: Res	(N069-1579/10)	Ba 455.403-Res	Rep 3	Res: 0.01500	nm

As 193.696-Res

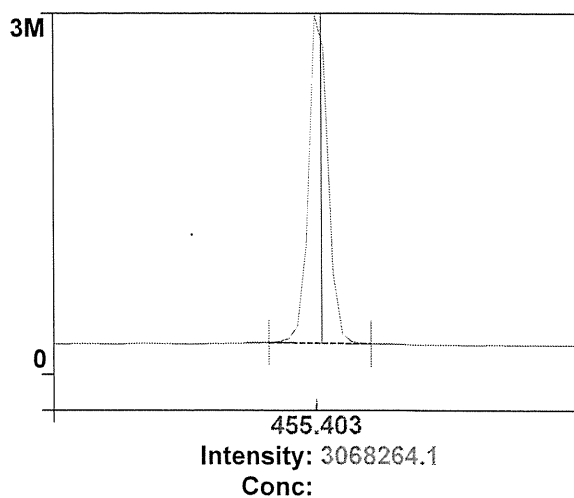
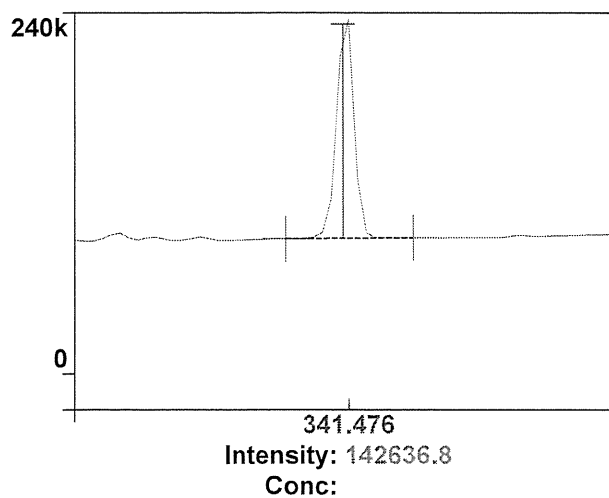
Rep: 3 Ni 231.604-Res

Rep: 3

1
Ni 341.476-Res

Rep: 3 Ba 455.403-Res

Rep: 3



3

4

Method Loaded

Method Name: Precision

IEC File:

Method Description: C8000 -N=10- 1.0% RSD

Method Last Saved: 3/5/2554 12:31:51

MSF File:

Sequence No.: 4

Sample ID: RSD STD (N069-1579/10)

Analyst:

Initial Sample Wt:

Dilution:

Wash Time:

Autosampler Location:

Date Collected: 3/4/2566 11:02:43

Data Type: Original

Initial Sample Vol:

Sample Prep Vol:

Nebulizer Parameters: RSD STD (N069-1579/10)

Analyte

Back Pressure

Flow

All

195.0 kPa

0.50 L/min

Mean Data: RSD STD (N069-1579/10)

Analyte	Mean Corrected Intensity	Calib. Conc. Units	Std.Dev.	Sample Conc. Units	Std.Dev.	RSD
Zn 206.200	493474.3				17093.12	3.46%
Mg 280.271	3275340.1				23266.88	0.71%
Mg 285.213	196113.7				11109.46	5.66%
Ba 455.403	7794526.3				80474.48	1.03%

Method Loaded

Method Name: Precision

IEC File:

Method Description: C8000 -N=10- 1.0% RSD

Method Last Saved: 3/4/2566 11:07:51

MSF File:

Sequence No.: 5

Sample ID: RSD STD (N069-1579/10)

Analyst:

Initial Sample Wt:

Dilution:

Wash Time:

Autosampler Location:

Date Collected: 3/4/2566 11:08:51

Data Type: Original

Initial Sample Vol:

Sample Prep Vol:

Nebulizer Parameters: RSD STD (N069-1579/10)

Analyte

Back Pressure

Flow

All

196.0 kPa

0.50 L/min

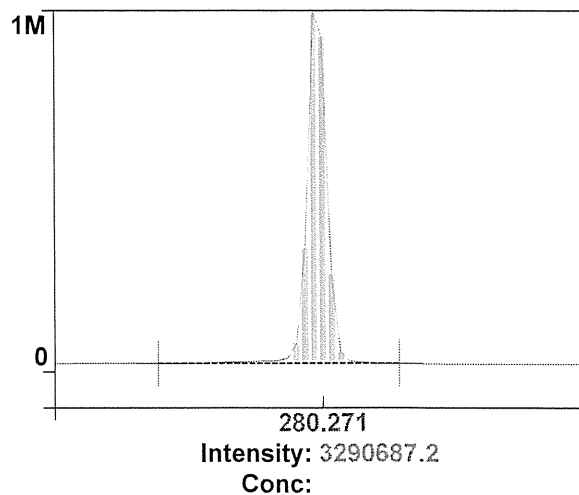
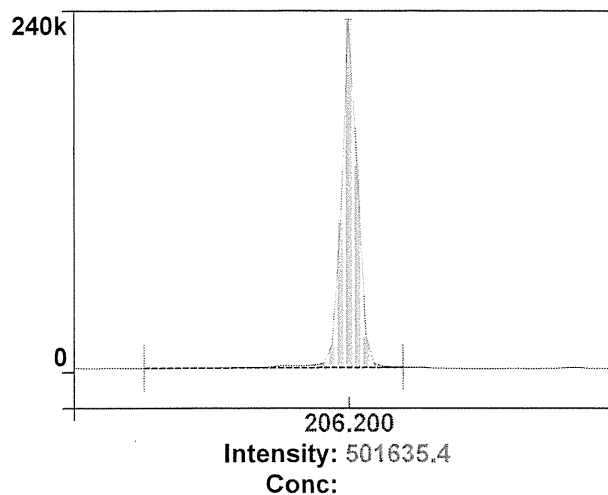
Mean Data: RSD STD (N069-1579/10)

Analyte	Mean Corrected Intensity	Calib. Conc. Units	Std.Dev.	Sample Conc. Units	Std.Dev.	RSD
Zn 206.200	515663.2				2890.08	0.56%
Mg 280.271	3404809.8				43469.63	0.28%
Mg 285.213	197460.0				775.34	0.39%
Ba 455.403	8071203.3				31631.19	0.39%

Zn 206.200

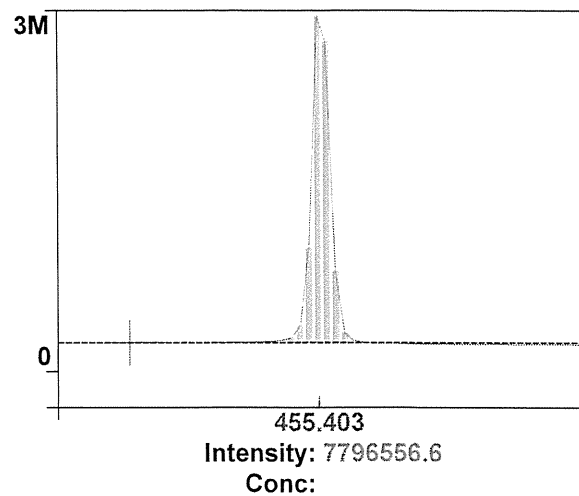
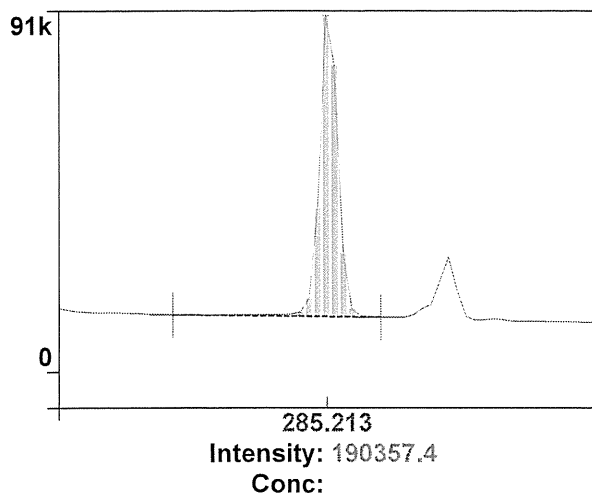
Rep: 5 Mg 280.271

Rep: 5

1
Mg 285.213

Rep: 5 Ba 455.403

Rep: 1



3

4

PerkinElmer TruQ

Atomic Spectroscopy Standard



Certificate of Analysis

PerkinElmer Number: N0691579
Description: Multi-Element Standard
Matrix: 2% HNO₃
Lot Number: 57-024CRX1

Certification Date: NOV -- 2021
Expiration Date: MAY 30 2023

* Instrumental Analysis using ICP Spectrometer:

Analyte	Labeled	Measured	SRM	Analyte	Labeled	Measured	SRM
As	50.0 µg/mL	50.1 µg/mL	3103a*	Ni	10.0 µg/mL	10.0 µg/mL	3136*
K	50.0 µg/mL	50.3 µg/mL	3141a*	Sr	10.0 µg/mL	10.0 µg/mL	3153a*
La	10.0 µg/mL	10.0 µg/mL	3127a*	Zn	10.0 µg/mL	10.0 µg/mL	3168a*
Li	10.0 µg/mL	10.0 µg/mL	3129a*	Ba	1.00 µg/mL	1.01 µg/mL	3104a*
Mn	10.0 µg/mL	10.1 µg/mL	3132*	Mg	1.00 µg/mL	1.01 µg/mL	3131a*

* - indicates NIST SRM

† - indicates CRM (when NIST SRM is not available)

Reference Multi: Lot# 2-84MJ, 3-168MJ, 4-39MJ

Refer to side 2 for details of certification.

Balances are calibrated with weight sets traceable to NIST.

We guarantee that our PerkinElmer TruQ Atomic Spectroscopy Standards are stable and accurate to $\pm 0.5\%$ of certified concentration until the expiration date, provided the standards are kept tightly capped and stored under normal laboratory conditions. This value is the sum of cumulative errors associated with the analytical determinations, pipetting, and diluting to final volume. For these solutions we use high purity acids, ASTM Type I water (18 megohm double deionized), and leached, triple-rinsed bottles. All glassware used is class A.



Certifying Officer:

Y. Parikh

PerkinElmer*

PerkinElmer, Inc.

U.S.A. Tel: 1-203-925-4600

U.S.A. Toll Free: 1-800-762-4000

Visit www.perkinelmer.com/lasoffices for a complete listing of our global offices.

PerkinElmer TruQ

Atomic Spectroscopy Standard



Certificate of Analysis

PerkinElmer Number: N9300221

Description: Instrument Calibration Standard 4

Matrix: 5% HNO₃

Lot Number: 58-169CRY1

Certification Date: MAY -- 2022

Expiration Date: NOV 30 2023

* Instrumental Analysis using ICP Spectrometer:

Analyte	Labeled	Measured	SRM	Analyte	Labeled	Measured	SRM
As	100 µg/mL	99.8 µg/mL	3103a*	Pb	50.0 µg/mL	49.9 µg/mL	3128*
Tl	100 µg/mL	99.4 µg/mL	3158*	Se	50.0 µg/mL	49.8 µg/mL	3149*
Cd	50.0 µg/mL	50.0 µg/mL	3108*				

* - indicates NIST SRM

† - indicates CRM (when NIST SRM is not available)

Reference Multi: Lot# 57-156CR, 1-177YJ, 54-134CR

Refer to side 2 for details of certification.

Balances are calibrated with weight sets traceable to NIST.

We guarantee that our PerkinElmer TruQ Atomic Spectroscopy Standards are stable and accurate to $\pm 0.5\%$ of certified concentration until the expiration date, provided the standards are kept tightly capped and stored under normal laboratory conditions. This value is the sum of cumulative errors associated with the analytical determinations, pipetting, and diluting to final volume. For these solutions we use high purity acids, ASTM Type I water (18 megohm double deionized), and leached, triple-rinsed bottles. All glassware used is class A.



Certifying Officer: Y. Parikh

PerkinElmer®

PerkinElmer, Inc.

U.S.A. Tel: 1-203-925-4600

U.S.A. Toll Free: 1-800-762-4000

Visit www.perkinelmer.com/lasoffices for a complete listing of our global offices.



Global Service Training Department

Service Engineer Certification

Wiphan Promlumda

**This is to certify that the above mentioned
PerkinElmer representative has been trained to
service the instrument indicated below:**

ICP220B Optima 8300 & Optima 4X/5X/7X00 Series

Instructor:

Geoff Cook

Date: July 20, 2012

Certified by:
(Manager, Global Training Operations)



MAINTENANCE REPORT

ATOMIC ABSORPTION SPECTROPHOTOMETER MODEL

AAAnalyst 100

Customer :	บริษัท เทคนิคสิ่งแวดล้อมไทย จำกัด	Date Tested:	30-มี.ค.-66
Address :	1/6 ซอยรามคำแหง 145, แขวงสะพานสูง, เขตสะพานสูง, กรุงเทพฯ 10240 TH	Recommendation Recertification	
User Name:	คุณ กิตติศักดิ์ เมืองงาม	Period	6 Months
Phone:	02-3737799	Recertification Due:	29-ก.ย.-66
E-mail:	phorntip.p@tet1995.com ketsarin.c@tet1995.com	Date Last Certified:	3-ต.ค.-65
		Visit Number:	1 of 2
		TH ONE SOURCE Phone:	081-7316733
		E-mail:	thonesource@gmail.com

CONFIGURATION TESTED		
MODEL	SERIAL NUMBER	SOFTWARE
AAAnalyst 100	040S0110503	AA WinLab 3.2
TEST STANDARD USED	PART NUMBER	
Copper	N9300183	
Filter 0.2 %	MG0-057	



MAINTENANCE REPORT

ATOMIC ABSORPTION SPECTROPHOTOMETER MODEL

AAnalyst 100

SERIAL NUMBER 040S0110503
DATE TESTED
30-มี.ค.-66
1. OPTIC CHECKS

A. Optical alignment condition (if necessary)

☐ OK

B. Condition of Mirrors,Lenses etc.(if necessary)

☐ OK

C. D2,HCL beam adjust (if necessary)

☐ OK

2. GAS SYSTEM CHECKS

A. Leak test all internal and extenal gas box joints

☐ OK

B. All gas box safety features

☐ OK

C. Burner system including nebulizer and all o-ring and gasket

☐ OK

D. Drain system (safety)

☐ F

3. ELECTRONICS CHECKS

A. Power Supplies

 $+ 5.00 \text{ Vdc} \pm 0.2 \text{ Vdc}$
+ 5.02 Vdc

 $+ 11.50 \text{ Vdc} \pm 0.2 \text{ Vdc}$
+ 11.48 Vdc

 $+ 15.00 \text{ Vdc} \pm 1.0 \text{ Vdc}$
+14.99 Vdc

 $- 15.00 \text{ Vdc} \pm 1.0 \text{ Vdc}$
-15.06 Vdc

 $+ 35.00 \text{ Vdc} \pm 3.0 \text{ Vdc}$
+35.13 Vdc

4. WAVELENGTH ACCURACY TEST

 A. Zn Lamp wavelength $213.9 \text{ nm} \pm 0.3 \text{ nm}$.

213.78 nm.

 B. Fe Lamp wavelength $248.3 \text{ nm} \pm 0.3 \text{ nm}$.

248.20 nm.

 C. Cu Lamp wavelength $324.8 \text{ nm} \pm 0.3 \text{ nm}$.

324.83 nm.



MAINTENANCE REPORT

ATOMIC ABSORPTION SPECTROPHOTOMETER MODEL

AAAnalyst 100

SERIAL NUMBER 040S0110503
DATE TESTED
30-มี.ค.-66
5. PERFORMANCE TESTS
SPEC.
RESULTS

*A. Neutral density filter checks with Copper (324.8 nm)

 Neutral Density Filter $0.2 \pm 10\%$
0.180
0.173 Abs.

B. AA Baseline noise test with Copper (324.8 nm)

Integration time = 0.5 seconds

Replicates = 99 times

Standard Deviation

 ≤ 0.001
0.000

C. Flame sensitivity with Copper (324.8nm)

(5 mg/L Cu Standard a read time of 10 seconds

10 replicates, standard burner)

Stainless steel nebulizer

 ≥ 0.25
0.285 Abs.

%RSD ≤ 0.3
0.18 %



MAINTENANCE REPORT
ATOMIC ABSORPTION SPECTROPHOTOMETER MODEL
AAAnalyst 100

SERIAL NUMBER 040S0110503DATE TESTED 30-มี.ค.-66

Remarks :

This is to certify that the above tests have been performed and the configuration tested



meets



does not meet

This certificate does not modify PerkinElmer's standard terms and condition of sale,
including warranty terms.

Service Department TH ONE SOURCE CO., LTD.

Krungchai T.

(Krungchai Treevichien)

Customer Support Engineer



Certificate of Training

This is to certify that

Mr. Krungchai Treevichien

Has successfully completed

Atomic Absorption 100/300 Service Training

17 September, 2007 TO 21 September, 2007


Gary Tyson

INSTRUCTOR

21 September 2007

Date



TECHNOLOGY PROMOTION ASSOCIATION (THAILAND-JAPAN)
CORPORATE SERVICES 3: EQUIPMENT CALIBRATION AND TESTING SERVICES
534/4 PATTANAKARN ROAD SOI 18, SUANLUANG, SUANLUANG BANGKOK 10250
TEL. 0-2717-3000-29 FAX. 0-2719-9484



Cert. No.: 23TM605

Page : 1 of 3

Certificate of Calibration

Equipment : Incubator

Manufacturer : Memmert

Model : INE 500

Serial No. : E505.1143

ID No. : TET.LAB.INC 02

Submitted by : Thai Environmental Technic Limited
1/6 Soi Ramkhamhaeng 145,
Khwaeng/Khet Saphan Sung,
Bangkok 10240

Location : Laboratory (Thai Environmental Technic Limited)

Received Order : 10 April 2023

Calibration Date : 10 April 2023

Ambient Temperature : (26 ± 10) °C

Relative Humidity : (50 ± 30) %

Calibrated by : Man Pattanapongpaiboon

Approved by :

Manu

Approved Signatory

- () Pornthippa Tameyakul
(✓) Malee Butkruea
() Suwit Imjai

Issue Date :

25 April 2023

The Uncertainties are for a confidence probability of approximately 95%

This certificate may not be reproduced other than in full, except with the prior written
Approval of the head of Corporate Services 3 : Equipment Calibration and Testing Services.

A 0053458



Equipment : Incubator
 Condition As-Received : Used Item
 Reference : 2304-0146OC-5

Cert. No.: 23TM605

Page : 2 of 3

Procedure Used :-

Calibration were conducted using calibration procedure CP-OT02 according to direct measurement method with Data Acquisition which connected with Resistance Temperature Detector (RTD).

The temperature scale used was based on ITS-90.

Condition of this result of calibration

1. Reference standard instrument:-

<u>Instrument</u>	<u>Model</u>	<u>Serial No.</u>	<u>Cert. No.</u>	<u>Due Date</u>
1) Data Acquisition	34970A	MY41021843	22LM172	27 Dec 2023

2. This certificate is valid only to the item calibrated on date and place of calibration.

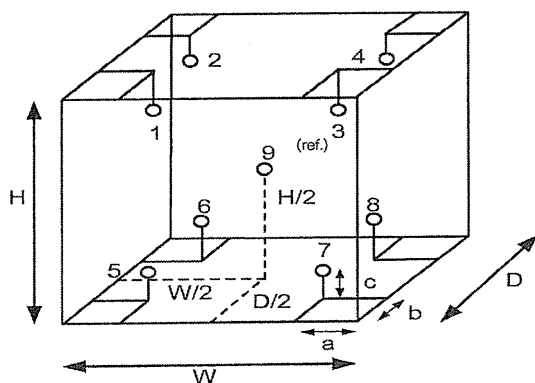
3. This certification is traceable to the International System of Unit.

Result of Calibration :- (*) Without Adjustment

Function of UUC* : Temperature Source

Fresh air setting : Close

Environment during calibration		
	Beginning	Finished
Temp. (°C)	25	25
REL.Humid. (%)	54	57
AC Supply (Volt)	223	219



Position :	Ref. Std. ID No.:
1	21-04RTD-11
2	21-04RTD-12
3	21-04RTD-13
4	21-04RTD-14
5	21-04RTD-15
6	21-04RTD-16
7	21-04RTD-17
8	21-04RTD-18
9 (ref.)	21-04RTD-19

Probe Installation Details :

a = 5.0 cm
 b = 5.0 cm
 c = 5.0 cm

Dimension of Chamber :

D = 0.40 m
 W = 0.56 m
 H = 0.48 m
 Capacity = 0.11 m³

Malu



Equipment : Incubator
Condition As-Received : Used Item
Reference : 2304-0146OC-5
Result of Calibration :- (*) Without Adjustment
Function of UUC* : Temperature Source
Fresh air setting : Close

Cert. No.: 23TM605

Page : 3 of 3

Calibration Point (°C)	UUC* Setting (°C)	UUC* Reading (°C)	Temperature stability (± °C)	Temperature uniformity (°C)	Overall Variation (°C)	Coverage Factor <i>k</i>
35.0	35.0	35.0	0.021	0.69	0.70	2
37.0	37.0	37.0	0.077	0.61	0.73	2
44.5	44.5	44.5	0.049	0.94	0.99	2

Calibration Point (°C)	Measured Temperature (°C)									Uncertainty (± °C)
	Position									
	1	2	3	4	5	6	7	8	9 (ref.)	
35.0	34.998	34.938	34.900	34.866	35.143	35.446	35.083	35.362	34.765	0.30
37.0	36.978	36.975	36.972	36.971	37.390	37.559	37.324	37.437	37.010	0.30
44.5	44.631	44.502	44.429	44.412	44.752	45.106	44.600	45.021	44.183	0.32

Average* : The average of 30 values in each position.

Temperature stability : One-half of the greatest maximum difference of measured temperature at any one sensor.

Temperature uniformity : The maximum difference of measured temperatures at any sensors and the measured temperature at the reference location which are observed at the same time or at as close an observation time as possible to determine the temperature pattern or homogeneity within the chamber under steady-state conditions.

Overall Variation : The Difference of the maximum and minimum measured temperatures throughout observation.

UUC* : Unit Under Calibration

Note : The reported uncertainty of measurement was included stability and excluded uniformity .

The reported uncertainty of measurement was based on a standard uncertainty multiplied by a coverage factor *k*, providing a level of confidence of approximately 95 %.

-o0o-

Maler



TECHNOLOGY PROMOTION ASSOCIATION (THAILAND-JAPAN)
CORPORATE SERVICES 3: EQUIPMENT CALIBRATION AND TESTING SERVICES
534/4 PATTANAKARN ROAD SOI 18, SUANLUANG, SUANLUANG BANGKOK 10250
TEL. 0-2717-3000-29 FAX. 0-2719-9484



Cert. No.: 23TM604

Page : 1 of 3

Certificate of Calibration

Equipment : Incubator

Manufacturer : Memmert

Model : INE 500

Serial No. : E505.0595

ID No. : TET.LAB.INC 01

Submitted by : Thai Environmental Technic Limited
1/6 Soi Ramkhamhaeng 145,
Khwaeng/Khet Saphan Sung,
Bangkok 10240

Location : Laboratory (Thai Environmental Technic Limited)

Received Order : 10 April 2023

Calibration Date : 10 April 2023

Ambient Temperature : (26 ± 10) °C

Relative Humidity : (50 ± 30) %

Calibrated by : Man Pattanapongpaiboon

Approved by :

Malee

Approved Signatory

- () Pornthippa Tameyakul
(/) Malee Butkruea
() Suwit Imjai

Issue Date :

25 April 2023

The Uncertainties are for a confidence probability of approximately 95%

This certificate may not be reproduced other than in full, except with the prior written
Approval of the head of Corporate Services 3 : Equipment Calibration and Testing Services.

A 0053457



Equipment : Incubator
 Condition As-Received : Used Item
 Reference : 2304-0146OC-4

Cert. No.: 23TM604

Page : 2 of 3

Procedure Used :-

Calibration were conducted using calibration procedure CP-OT02 according to direct measurement method with Data Acquisition which connected with Resistance Temperature Detector (RTD).

The temperature scale used was based on ITS-90.

Condition of this result of calibration

1. Reference standard instrument:-

Instrument	Model	Serial No.	Cert. No.	Due Date
1) Data Acquisition	34970A	MY41021843	22LM172	27 Dec 2023

2. This certificate is valid only to the item calibrated on date and place of calibration.

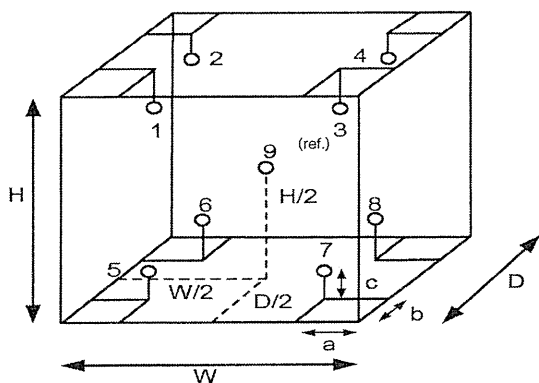
3. This certification is traceable to the International System of Unit.

Result of Calibration :- (*) Without Adjustment

Function of UUC* : Temperature Source

Fresh air setting : Close

Environment during calibration		
	Beginning	Finished
Temp. (°C)	25	25
REL.Humid. (%)	54	57
AC Supply (Volt)	223	219



Position :	Ref. Std. ID No.:
1	18-04RTD-01
2	18-04RTD-02
3	18-04RTD-03
4	18-04RTD-04
5	18-04RTD-05
6	18-04RTD-06
7	18-04RTD-07
8	18-04RTD-08
9 (ref.)	18-04RTD-09

Probe Installation Details :

a = 5.0 cm
 b = 5.0 cm
 c = 5.0 cm

Dimension of Chamber :

D = 0.40 m
 W = 0.56 m
 H = 0.48 m
 Capacity = 0.11 m³

Malu.



Equipment : Incubator
Condition As-Received : Used Item
Reference : 2304-0146OC-4
Result of Calibration :- (*) Without Adjustment
Function of UUC* : Temperature Source
Fresh air setting : Close

Cert. No.: 23TM604

Page : 3 of 3

Calibration Point (°C)	UUC* Setting (°C)	UUC* Reading (°C)	Temperature stability (± °C)	Temperature uniformity (°C)	Overall Variation (°C)	Coverage Factor <i>k</i>
35.0	35.0	35.0	0.065	0.32	0.67	2
41.5	41.5	41.5	0.032	0.49	0.63	2
44.5	44.5	44.5	0.086	0.60	0.86	2

Calibration Point (°C)	Measured Temperature (°C)									Uncertainty (± °C)
	Position									
	1	2	3	4	5	6	7	8	9 (ref.)	
35.0	34.870	34.847	34.722	34.860	34.744	35.047	34.842	35.288	35.026	0.30
41.5	41.625	41.612	41.461	41.733	41.300	41.428	41.418	41.874	41.758	0.30
44.5	44.744	44.708	44.553	44.862	44.205	44.476	44.352	44.931	44.778	0.30

Average* : The average of 30 values in each position.

Temperature stability : One-half of the greatest maximum difference of measured temperature at any one sensor.

Temperature uniformity : The maximum difference of measured temperatures at any sensors and the measured temperature at the reference location which are observed at the same time or at as close an observation time as possible to determine the temperature pattern or homogeneity within the chamber under steady-state conditions.

Overall Variation : The Difference of the maximum and minimum measured temperatures throughout observation.

UUC* : Unit Under Calibration

Note : The reported uncertainty of measurement was included stability and excluded uniformity .

The reported uncertainty of measurement was based on a standard uncertainty multiplied by a coverage factor *k*, providing a level of confidence of approximately 95 %.

-o0o-

Malu

a 1158196

Agilent CrossLab Start Up Services Agilent 7890 Gas Chromatograph Preventive Maintenance Checklist

Agilent Preventive Maintenance provides factory recommended service for your analytical instruments to assure reliable operation and the accuracy of your results.

Delivered by highly trained and certified service engineers using genuine Agilent parts and supplies, Agilent Preventive Maintenance provides everything you need to reduce unplanned downtime and keep your systems operating at their peak. This checklist will be completed at the end of the service and provided to you as a record of the preventive maintenance activities.

Introduction

Customer Information

- Customers should provide all necessary operating supplies upon request of the engineer.
- A customer representative should be available to the engineer while performing the preventive maintenance procedures.
- Any parts, not included in the Parts Lists section of this document, are not part of the recommended Preventive Maintenance service, nor are they included in the price of this service.
- If a system requires the use of extra or special procedures and/or parts for the maintenance service, then these must be ordered separately and charged as a repair, which may incur additional costs.

Important Customer Web Links

- For more information about **Agilent Technologies services**, please visit our website using the following URL: <http://www.agilent.com/en-us/products/crosslab-instrument-services/service-repair>
- The **Agilent Community** is an excellent place to get answers, collaborate with others about applications and Agilent products, and find in-depth documents and videos relevant to Agilent technologies. Visit <https://community.agilent.com/welcome>.
- To access **Agilent University**, visit <http://www.agilent.com/crosslab/university/> to learn about training options, which include online, classroom and onsite delivery. A training specialist can work directly with you to help determine your best options.
- A useful **Agilent Resource Center** web page is available, which includes short videos on maintenance, quick lists of consumables for new instruments, and other valuable information. Check out the Resource Page here: <https://www.agilent.com/en-us/agilentresources>.
- Need technical support, FAQs, supplies? – visit our **Support Home page** <http://www.agilent.com/search/support>.
- **Videos** about specific preparation requirements for your instrument can be found by searching the **Agilent YouTube** channel at <https://www.youtube.com/user/agilent>.
- **7890B Manuals** are also available on Agilent.com:
 - **Safety**
https://www.agilent.com/cs/library/usermanuals/public/7890B_Safety.pdf
 - **Installation and First Startup**
https://www.agilent.com/cs/library/usermanuals/Public/7890B_Installation.pdf
 - **Operation Manual**
https://www.agilent.com/cs/library/usermanuals/Public/7890B_Operation.pdf
 - **Maintaining Your GC**
https://www.agilent.com/cs/library/usermanuals/public/G3430-90052%207890B_Maintaining%20Guide.pdf

Service Engineer's Responsibilities

- Contact the customer and ensure that all necessary supplies are available before the preventive maintenance visit.
- Only select those pages that relate to the system or module being serviced.
- Complete empty fields with the relevant information.
- Complete the relevant checkboxes in the checklist using either a "X" or tick mark "✓".
- Check "**Section not applicable**" check boxes to indicate services/tasks not delivered, as appropriate.
- Complete the Preventive Maintenance service in the order of the tasks listed.
- Complete the Service Review section together with the customer.
- Complete the fields for page numbers at the foot of each selected page
- Complete the total number of pages field in the Service Completion section
- ***Ask the customer to sign the Service Completion section including the customer's and your signature.***

Additional Instruction Notes

- Check for any active service notes for this unit. If there are any applicable "Safety" or "Modification Recommended" Service notes, plan to implement the changes on this unit before doing any qualification service.
- Do not implement firmware updates, unless you get approval from the customer and are sure that they are compatible with the instrument control software.

System Information

- ☒ Check this box if an instrument configuration report is attached instead of completing the table below.

Instrument System Name and ID	GC7890 B	CN16343040
Instrument System Site and Location	TET	Laboratory

List System Component Product Numbers	List the Serial Numbers of each Component
1. G3440B	CN16343040
2. G4513A	CN16350082
3. G4514A	CN16400014
4.	
5.	
6.	
7.	
8.	
9.	
10.	

Preparation

- ☒ Discuss any specific issues with the customer before starting.
- ☒ Review the instrument logbook for recorded problems and comments.
- ☒ Save instrument control settings before starting the procedure.
- ☒ Perform a general inspection of the system for cleanliness.
- ☒ Check for proper installation of parts, assemblies, sensors etc.
- ☒ Check system for required installation of components, settings as defined by current Service Notes.
- ☒ Check for required firmware updates and verify with customers if they would like them installed.
- ☒ Before starting the following procedures, record the Detector Signal Output(s) in the results table. If the GC is turned OFF or in a service mode, comparing the detector outputs before and after the service is not possible.

Preventive Maintenance Procedure

Clean and inspect GC

- ☒ Unplug power cord from the power source.
- ☒ Open GC covers and vacuum/remove any dust/debris. Pay particular attention to cooling fans.
- ☒ Inspect internal connectors for proper contact and placement.
- ☒ Reconnect Power to the GC. Power the GC on and verify the power on self-test passed.
- ☒ Verify oven motor spins freely and turns on with the oven door closed; off when the door is opened.
- ☒ Verify operation of all other fans - the inlet and EPC cooling fans.
- ☒ Verify oven intake/outlet flap assembly is operating smoothly while heating and cooling the oven

Inlet and detector consumable replacement

- ☒ For the inlets installed, perform inlet maintenance as defined in the 7890 manual – “Maintaining Your GC” - for the inlet(s) installed.
- ☒ Replace the split vent trap cartridge filter on units with these inlets: Split/Splitless Capillary (SSL), Multi-Mode Inlet (MMI), Programmed Temperature Vaporizer (PTV), Volatiles Interface (VI).
- ☒ If the inlet system is used in Split Mode with viscous samples, inspect and clean the split vent tube on the inlet and flush or replace the tubing between the inlet and the split vent trap.
- ☒ If the GC includes a Flame Ionization Detector (FID), replace the jet. If the ignitor shows any buildup of sample or corrosion, replace the ignitor. Examine the FID collector and castle assemblies for contamination – clean as necessary.

Zero Sensors and Leak test

- ☒ Zero all pressure sensors per the procedure in the 7890 “Advanced User Guide”.
- ☒ Perform inlet pressure decay test(s) as defined in the 7890 “Troubleshooting Manual”.
If the PM is done in preparation for an Operational Qualification, then the pressure decay test defined within that protocol can be used for the PM.
- ☒ Record if test passed or failed in the results table.

ALS Maintenance

- ☐ Section NOT applicable
- ☒ Check all cabling and configuration settings between GC, tray, and injectors.
- ☒ Vacuum or remove any dust, especially around fans.
- ☒ Check operation of all fans.
- ☒ Check syringe for smooth plunger operation.
- ☒ Check for smooth operation of the needle support – clean if necessary

Restore Instrument

- ☒ Restore the normal operating conditions or customer method using the Data System.
- ☒ Purge the system with carrier flow for 15 minutes
- ☒ Bake out the system, then restore the normal operating conditions
- ☒ After equilibration, check and record the post PM detector signal output values.
Results should be similar or lower than the detector outputs recorded prior to PM.
- ☒ Perform a chemical checkout. If this is a routine PM, inject the customer's sample using the ALS if applicable. This will act as a final checkout of both the ALS and the GC.

Note: If the PM Service is performed prior to a qualification service, then use the qualification procedure as a guide for final instrument set up and checkout.

Signature Page

Service Review

- ☐ Attach available reports/printouts of all tests to this documentation.
- ☒ Record the Preventive Maintenance service activity in the customer's records/logbook.
- ☒ Update/reset instrument maintenance counters as appropriate.
- ☒ Affix the PM sticker to the system or instrument logbook based on the customer's request.
- ☒ Complete the Service Engineer Comments section if there are additional comments.
- ☒ Review with the customer this service, parts replaced, and test results obtained.
- ☒ If the instrument firmware was updated, record the details of the change in the Service Engineer's Comments box or if necessary, in the customer's IQ records.
- ☒ Supply the customer with a copy of the Smart Alerts flyer.
- ☐ Describe Smart Alerts to the customer.
- ☐ Install Smart Alerts if requested.

7890 GC Test Results Table

Detector Signal Outputs	Before PM Service	After PM Service
Front detector output	N/A	24.7
Back detector output	N/A	-3223 (high)
AUX detector output	N/A	SM 172.6
Pressure decay test	Expected test result	Actual test result
Front inlet pressure decay test	Pass	Pass
Back inlet pressure decay test	Pass	Pass

7890 Parts List Table

The following kits are recommended for capillary and purged packed inlets. If this is a general PM and the customer has a preferred set of consumables, you may use the customer's consumables.

Part description	Part number	Product or model# where used	Quantity consumed
SSL Capillary Inlet PM kit, Splitless	5188-6497	7890A/B	1
SSL Capillary Inlet PM kit, split	5188-6496	7890A/B	1
SSL Capillary Ultra Inert Inlet Gold Seal with Washer	5190-6144	7890A/B	N/A
SSL Capillary Ultra Inert Inlet Splitless Liner - Single taper with Glass Wool	5190-2293	7890A/B	N/A
SSL Capillary Ultra Inert Inlet Low Pressure Drop Split Liner - with Glass Wool	5190-2295	7890A/B	N/A
PP Inlet PM kit	5188-6498	7890A/B	N/A
Split vent trap PM kit, single cartridge (for MMI, PTV & VI)	5188-6495	7890A/B	N/A
MMI Cleaning Kit	G3510-60820	7890A/B	N/A
PTV Septumless Head Rebuild Kit	5182-9747	7890A/B	N/A
PTV Septumless Head Teflon Guide	5182-9748	7890A/B	N/A
Ignitor (glow plug) assembly with O-ring	19231-60680	7890A/B	1
FID Collector Rebuild/Cleaning Kit	G1531-67000	7890A/B	N/A
Standard .011-inch FID Jet for capillary FID base	G1531-80560	7890A/B	N/A
High Temperature .018-inch FID Jet for capillary FID base	G1531-80620	7890A/B	N/A
Standard .018 inch FID Jet for packed column with packed FID base	19710-20119	7890A/B	N/A
Standard .011-inch FID Jet for capillary column with packed/adaptable FID base	19244-80560	7890A/B	N/A
High Temperature .018-inch FID Jet for capillary column with packed/adaptable FID base	19244-80620	7890A/B	N/A
NPD Jet, universal fit, .011-inch ID	G1534-80580	7890A/B	N/A
NPD Jet, universal fit, .011-inch ID Extended tip	G1534-80590	7890A/B	N/A
SSL Capillary Ultra Inert Inlet Gold Seal with Washer	5190-6144	7890A/B	N/A
SSL Capillary Ultra Inert Inlet Splitless Liner - Single taper with Glass Wool	5190-2293	7890A/B	N/A
**FID Collector Replacement Kit, if needed	G1531-67001	7890A/B	N/A

Revision: 2.01, Issued: September 15, 2021

Agile Document Number: D0013618

DE number: 44166.759722222

© Agilent Technologies, Inc. 2021

Service Engineer Comments

If there are any specific points you wish to note as part of performing the service or other items of interest for the customer, please write include them in this box.

Need to condition ~~GC~~ for high baseline.
and injection Hexane..

Service Completion

Service request number 6005612986 Date service completed 26 Sep 2022
Agilent signature SM Customer signature _____
Total number of pages in this document 9 pages



THAILAND INSTITUTE OF SCIENTIFIC AND TECHNOLOGICAL RESEARCH (TISTR)

Request No. 21-66/0197

MTC No. EEL. BP. 60/0166

CALIBRATION CERTIFICATE

Submitted by : THAI ENVIRONMENTAL TECHNIC LIMITED.

Address : 1/6 Soi Ramkhamhaeng 145, Khwaeng/Khet Saphansung, Bangkok 10240.

Calibrated at : Electrical and Electronic Standards Laboratory, Industrial Metrology and Testing Service Centre.
: Soi 1C, Bangpoo Industrial Estate, Sukhumvit Rd., Muang, Samutprakan 10280.

Instrument Calibrated :

Description : Sound Calibrator

Manufacturer : Tenmars

Model : TM-100

Serial No. : 181203570

Ambient Environment

Temperature : $(23 \pm 3) ^\circ\text{C}$

Relative Humidity : $(50 \pm 15) \%$

Ambient Pressure : $(101.325 \pm 1.500) \text{ kPa}$

- Standards used :
1. Digital Function Synthesizer NF Electronic DF-193A S/N 122037.
 2. Measuring Amplifier Bruel&Kjaer 2636 S/N 1537484.
 3. Programmable Attenuator Tamagawa TPA-303A S/N OF 2214.
 4. Digital Multimeter Agilent 34401A S/N MY44005560.
 5. Pressure Transmitter Vaisala PTB202AD S/N T0650001.
 6. Audio Analyzer Keithley 2015-P S/N 4106495.
 7. Condenser Microphone Bruel&Kjaer 4180 S/N 2889871.

Calibration Procedure: CP-102-04 based on IEC 60942-2003. The sound pressure level of instrument was measured by standard microphone using an insert voltage technique.

This instrument has been calibrated against standards maintained at Electrical and Electronic Standards Laboratory (EEL), which are traceable to the International System of Units through the National Institute of Metrology (Thailand).

The information on actual reading is attached herewith and the uncertainty limits quoted refer to the measured values only.

Date of Receipt : 10 Jan. 2023

Date of Calibration : 16 Jan. 2023

1 / 3

The results relate only to the items tested/calibrated or value assigned.
Advertising the Report/Certificate and publicity of the results except in full are prohibited unless written permission is obtained from the governor of TISTR.

FM.BL.MTC.002 Rev.4

Head Office

35 Mu 3 Tambon Khlong Ha, Amphoe Khlong Luang,
Changwat Pathumthani 12120, Thailand
Tel. (66) 0 2577 9000
Fax. (66) 0 2577 9009
E-mail : rumpai@tistr.or.th Website:www.tistr.or.th

Office/Laboratory

Soi 1C, Bangpoo Industrial Estate, Sukhumvit Road,
Amphoe Muang, Changwat Samutprakan 10280, Thailand
Tel. (66) 0 2323 1672-80 ext. 115, 116
Fax. (66) 0 2323 9165
E-mail : mtc@tistr.or.th

Office

196 Phahonyothin Road, Chatuchak, Bangkok 10900,
Thailand
Tel. (66) 0 2579 1121-30 ext. 5219, 5225, 5217
Fax. (66) 0 2579 8592
E-mail : sumalee@tistr.or.th



THAILAND INSTITUTE OF SCIENTIFIC AND TECHNOLOGICAL RESEARCH (TISTR)

Request No. 21-66/0197

MTC No. EEL. BP. 60/0166

The reported expanded uncertainty is based upon a standard uncertainty multiplied by a coverage factor $k = 2$, providing a level of confidence of approximately 95%.

Nominal Output of Unit Under Test = 94 dB re 20 μ Pa at 1000 HzAcoustic Output in dB re 20 μ Pa , Corrected to Reference Conditions : 101.325 kPa , 23.0°C and 50 %RH

1. Sound Pressure Level

Standard Microphone Type	Measured Sound Pressure Level (dB)	Deviated value (dB)	Uncertainty (dB)	Tolerance limit IEC60942:2003 Class 2
1/2 inch Bruel&Kjaer 4180	94.26	0.26	± 0.10	± 0.75 dB

2. Frequency

Standard Microphone Type	Measured Frequency (Hz)	Deviated value (Hz)	Uncertainty (Hz)	Tolerance limit IEC60942:2003 Class 2
1/2 inch Bruel&Kjaer 4180	989.3	-10.7	± 1.5	$\pm 2.0\%$

3. Total distortion

Standard Microphone Type	Measured Total distortion (%)	Uncertainty (%)	Tolerance limit IEC60942:2003 Class 2
1/2 inch Bruel&Kjaer 4180	2.20	± 0.50	$\pm 4.0\%$

Note : 1. No adjustment.

2. The calibrator pressure correction was not included.

3. The microphone volume correction was not included.

Date of Calibration : 16 Jan. 2023

2/3

The results relate only to the items tested/calibrated or value assigned.

Advertising the Report/Certificate and publicity of the results except in full are prohibited unless written permission is obtained from the governor of TISTR.

FM.BL.MTC.002 Rev.4

Head Office

35 Mu 3 Tambon Khlong Ha, Amphoe Khlong Luang,
Changwat Pathumthani 12120, Thailand
Tel. (66) 0 2577 9000
Fax. (66) 0 2577 9009
E-mail : rumpai@tistr.or.th Website:www.tistr.or.th

Office/Laboratory

Soi 1C, Bangpoo Industrial Estate, Sukhumvit Road,
Amphoe Muang, Changwat Samutprakan 10280, Thailand
Tel. (66) 0 2323 1672-80 ext. 115, 116
Fax. (66) 0 2323 9165
E-mail : mtc@tistr.or.th

Office

196 Phahonyothin Road, Chatuchak, Bangkok 10900,
Thailand
Tel. (66) 0 2579 1121-30 ext. 5219, 5225, 5217
Fax. (66) 0 2579 8592
E-mail : sumalee@tistr.or.th

THAILAND INSTITUTE OF SCIENTIFIC AND TECHNOLOGICAL RESEARCH (TISTR)

Request No. 21-66/0197

MTC No. EEL. BP. 60/0166

Nominal Output of Unit Under Test = 114 dB re 20 μ Pa at 1000 Hz

Acoustic Output in dB re 20 μ Pa , Corrected to Reference Conditions : 101.325 kPa , 23.0 °C and 50 %RH

1. Sound Pressure Level

Standard Microphone Type	Measured Sound Pressure Level (dB)	Deviated value (dB)	Uncertainty (dB)	Tolerance limit IEC60942:2003 Class 2
1/2 inch Bruel&Kjaer 4180	113.96	-0.04	± 0.10	± 0.75 dB

2. Frequency

Standard Microphone Type	Measured Frequency (Hz)	Deviated value (Hz)	Uncertainty (Hz)	Tolerance limit IEC60942:2003 Class 2
1/2 inch Bruel&Kjaer 4180	985.1	-14.9	± 1.5	$\pm 2.0\%$

3. Total Distortion


Standard Microphone Type	Measured Total Distortion (%)	Uncertainty (%)	Tolerance limit IEC60942:2003 Class 2
1/2 inch Bruel&Kjaer 4180	2.60	± 0.60	$\pm 4.0\%$

Note : 1. No adjustment.


2. The calibrator pressure correction was not included.

3. The microphone volume correction was not included.

Calibrated by :


(Mr. Weerachai Deechaiyae)

Approved by :


(Mr. Prawate Kluaypa)

Director

Electrical and Electronic Standards Laboratory

Industrial Metrology and Testing Service Centre

Date of Calibration : 16 Jan. 2023

Date of Issue : 18 Jan. 2023

Ref : 2011266011000062001

End of Certificate

3 / 3

The results relate only to the items tested/calibrated or value assigned.

Advertising the Report/Certificate and publicity of the results except in full are prohibited unless written permission is obtained from the governor of TISTR.

FM.BL.MTC.002 Rev.4

Head Office

35 Mu 3 Tambon Khlong Ha, Amphoe Khlong Luang,
Changwat Pathumthani 12120, Thailand
Tel. (66) 0 2577 9000
Fax. (66) 0 2577 9009
E-mail : rumpai@tistr.or.th Website:www.tistr.or.th

Office/Laboratory

Soi 1C, Bangpoo Industrial Estate, Sukhumvit Road,
Amphoe Muang, Changwat Samutprakan 10280, Thailand
Tel. (66) 0 2323 1672-80 ext. 115, 116
Fax. (66) 0 2323 9165
E-mail : mtc@tistr.or.th

Office

196 Phahonyothin Road, Chatuchak, Bangkok 10900,
Thailand
Tel. (66) 0 2579 1121-30 ext. 5219, 5225, 5217
Fax. (66) 0 2579 8592
E-mail : sumalee@tistr.or.th




Thai Environmental Technic Limited
บริษัท เทคโนโลยีสิ่งแวดล้อมไทย จำกัด

Sound Level Meter Calibration Report

Equipment Type : Sound Level Meter
Calibrator : SCARLET ST-120
Standard : IEC 60942:2017 CLASS1
Accuracy : 94.0 ±0.3 dB and 114.0 ±0.5 dB
Frequency : at 1,000 Hz ±1%
Calibrator Serial NO. : ST120C0263E

Calibration Date : 23-Mar-2023
Barometric pressure (mmHg) : 759.0 mmHg
Temperature (23±3)°C : 25 °C
Relative Humidity(50±15 %) : 50.0 % RH
Dued Date of Calibrate : 30-Apr-2023

Item	Instrument Calibrated			Reference Acoustic dB	Before Adjust				After Adjust ± dB	Deviation ± dB	Result Calibrate
	Brand	Model	Serial NO.		ครั้งที่ 1	ครั้งที่ 2	ครั้งที่ 3	เฉลี่ย			
78	SCARLET	ST-11D	820390	94.0	94.0	94.0	94.0	94.0	94.0	0.0	PASS
				114.0	114.0	114.0	114.0	114.0			
79	SCARLET	ST-11D	820391	94.0	94.0	94.0	94.0	94.0	94.0	0.0	PASS
				114.0	114.0	114.0	114.0	114.0			
80	SCARLET	ST-11D	820392	94.0	94.0	94.0	94.0	94.0	94.0	0.0	PASS
				114.0	114.0	114.0	114.0	114.0			
81	SCARLET	ST-11D	820393	94.0	94.1	94.1	94.1	94.1	94.0	0.1	PASS
				114.0	114.0	114.0	114.0	114.0			
82	SCARLET	ST-11D	820394	94.0	94.0	94.0	94.0	94.0	94.0	0.0	PASS
				114.0	114.0	114.0	114.0	114.0			
83	SCARLET	ST-11D	820877	94.0	94.0	94.0	94.0	94.0	94.0	0.0	PASS
				114.0	114.0	114.0	114.0	114.0			
84	SCARLET	ST-11D	820878	94.0	94.0	94.0	94.0	94.0	94.0	0.0	PASS
				114.0	114.0	114.0	114.0	114.0			
85	SCARLET	ST-11D	820879	94.0	94.0	94.0	94.0	94.0	94.0	0.0	PASS
				114.0	114.0	114.0	114.0	114.0			

Calibration By : 

Approve by : Piyachai B